

Preliminary Report of Archaeological Excavations at Hayatabad, Peshawar: Field Season 2023

Gul Rahim Khan^{a,*}, Ibrahim Shah^a and Abdul Samad^b

^a Department of Archaeology, University of Peshawar, Peshawar, Pakistan

^b Directorate of Archaeology and Museums, Government of Khyber Pakhtunkhwa, Peshawar, Pakistan.

Abstract: The Department of Archaeology, University of Peshawar, carried out excavations as the fourth field season in a row at the early historic period site in Hayatabad (Peshawar) in 2023. The recent field campaign successfully added further archaeological evidence to the establishment of smith workshops, which originated in the Indo-Greek period and continued down to the time of the Great Kushans. It was presumably a large urban centre like Sirkap (Taxila) (Marshall 1951) and Shaikhani Dheri (Charsadda) (Dani 1965-66) and remained in occupation for several hundred years. Unfortunately, the site is now mostly occupied by modern buildings, houses, railway line, road networks, and an industrial drain. The existing quarter of the mound was significantly utilised for a contemporary industrial zone when the site was actively inhabited for about four hundred years (second century BCE to second century CE).

Keywords: Hayatabad, Peshawar, Kushans, excavation, smith workshops, chronology, furnace, pottery, stone objects.

Excavations

The site of Hayatabad provides a wonderful opportunity for the Department of Archaeology, University of Peshawar, to carry out field activities for four field seasons. The site which is rich in archaeological potential, lies at the heart of Peshawar, at a location convenient for organising student training always persuaded us for further investigations. Keeping in view the prospects of the site, the Department of Archaeology, University of Peshawar, was keen to resume excavations at the site in mid-January 2023 and continued working there till mid-March. Previously, excavations were regularly conducted here in 2017 (Khan *et al.* 2019), 2018 (Khan *et al.* 2020) and 2019 (Khan *et al.* 2021). Like the slowdown of other activities, COVID-19 also affected the continuity of our fieldwork for a couple of years. Upon completion of the recent fieldwork in 2023, a preliminary note was published in the previous volume of this journal (Khan 2022).

Like previous activities, the recent excavations were carried out under the administration of Professor Ibrahim Shah, Chairman of the Department of Archaeology. Professor Gul

Rahim Khan directed the field activities and was assisted by Mr. Muhammad Naeem Bacha, Mr. Asim Amin (Field Superintendent) and the BS, MPhil and PhD programmes. Following the track of preceding trenches, new trenches were marked and opened to the east of our earlier work. In the current season of fieldwork, the excavation team successfully opened ten trenches in three positions with a small gap of one or two rows of trenches to find out the complete cultural profile at the site towards south and east sides of the mound. Of these, six trenches AII/14, II/15, AII/19, AII/20, AIII/11 and AIII/16 (Pls. 1b, 34b, 36a) are lying together in one place in the continuation of previous digging and AIII/18 and AIII/23 (Pls. 34b, 35b) together on the east side and BII/6 and BII/7 (Pls. 30b, 34a, 35a) on the south. In addition, a small portion of the 11th trench (BII/8) was also annexed for excavation making alignment with the third group of trenches. Each square or trench measured 6x6 metres, which included a half metre balk area on each side (Pls. 1b, 2a). In the course of time, all balks within the excavated area were removed to connect structures exposed in different trenches.

The current excavations were principally carried out in the main area close to the east of

* Corresponding author: Gul Rahim Khan ✉ graham2006@uop.edu.pk

previous excavations. This position is almost close to the eastern limit of the site and hence there was a low possibility of substantial archaeological deposits. The upper three layers were badly disturbed and made up of a recent deposit of soil and debris that came out from the drain area deeply constructed in the middle of the site. Layer 3a was marked as an ancient contemporary pit exposed in area AII/14 and AII/19, which was densely filled up with potsherds, ashes, and large size animal bones (Pls. 6b, 15a, 20b). A thick accumulation of sand and silt lying in east-west orientation was also found parallel with the pit deposit. This silty deposit extended further to the east side where the structures found in this alignment were also badly collapsed and disturbed. It is not sure where this deposit resulted from flooding, or was a by product of planned hydraulic activity. Trenches AII/14 and AII/19 were the deepest levels of the present excavations where we touched upon the 'natural', a pre-anthropoc level after eight strata and about seven feet deep deposit (Pls. 22a, 23b, 24a-b, 25a-b).

The main area was systematically excavated layer by layer and thus we successfully exposed eight layers of deposition (Pls. 24a-b, 25a). A well-established complex of stone structures made for smith workshops was exposed in this area (Pls. 18a, 26b, 27a-b). A main corridor laid out on a north-west orientation where smith chambers were built in two rows one each on its north and south sides. The entire floor, including the corridor area, was covered with small pebble stones (Pl. 20a). This compact floor of pebble stones was about one-foot thick deposit and obviously paved with mud plaster as hard pitches were noted at some places (Pls. 20a, 26b, 27a-b). Apart from this, furnaces and other components of workshops were also found above the floor level. A limited excavation was carried out beneath the stone floor level partially in trenches AII/14 and partially AII/19 and thus reached the virgin soil in this area (Pls. 24a-b, 25a). In the lower strata, we exposed three stone walls of a room lying underneath the above structure. These walls are made up of semi-diaper and diaper masonry and found better preserved than the complex of walls of the upper stratum (Pls. 22a, 25b, 26a). Only a few potsherds are

reported from lower levels. No coins, figurines, or notable small finds were recovered from the lower strata or early occupation phases of the site. The structures and potsherds of this level perhaps belonged to the Indo-Greek and the Indo-Scythian periods. In contrast, the upper levels produced a reasonable number of copper coins, metal objects, stone and terracotta beads and large number of potsherds. Due to the clearance of a large area, we also found intact stone walls and smith workshops.

Two trenches marked as AIII/18 and AIII/23 were laid out on the east side of the mound (Pls. 34b, 35b). There we exposed three layers of deposit but did not find any structure and workshop activities. In this area, we found a few beads and potsherds. This was almost the end of the site, so we abandoned further digging here.

Similarly, we also selected a pair of trenches BII/6 and BII/7 with a small portion of BII/8 on the south side of the main excavated area (Pls. 30b, 34b, 35a). Before this, we had a good experience of limited excavations in this particular area in 2018 where we recovered a hoard of copper coins. The results of this season were also fruitful as we found five coins from the Kushan period lying scattered just below the surface of the mound. Likewise, we also found stone structures, furnaces, grinding stones, metal objects, small terracotta bowls, beads and number of potsherds. Unfortunately, we could not dig deeper into this area due to financial constraints.

Structures and Workshops

As described above, main structures constructed for smith workshops are found in area AII/14, II/15, AII/19, AII/20, AIII/11 and AIII/16. All structures are well planned and organised on grid pattern, i.e. east-west and north-south orientation. These structures belonged to three levels of occupation, i.e. Indo-Greek, Indo-Scythian and Kushan periods. The Indo-Greek structures known in semi-diaper and diaper masonry are reported from the lower strata while the rubble structures from the upper levels. The stone walls of the upper strata are usually superimposed on the alignment of early level of structures (Pls.

26a, 27b). As mentioned earlier, there are only few examples of stone walls of the Indo-Greek period as we did not expose more area in this level of occupation.

The general layout of structure exposed in the upper levels indicates a large complex of smith workshops, which were arranged in appropriate alignment (Pls. 26b, 27a-b, 28a, 34b, Figs. 3-4). At the northwest corner of the excavated area, two smith chambers, one each on north and south, are found parallel where the south one is further connected to the east though a narrow corridor (Pls. 27b, 28a). Similarly, two smith chambers of the same pattern are built north-south orientation and perhaps opened to the north side as the south wall of four courses is found intact (Pl. 28b). The western room of large size equipped with furnaces was used as a smith workshop, but the eastern room of the same design lacks such evidence. The latter example was filled with ashes and burnt deposits and has an additional cut for a door in the east wall perhaps it was interconnected with another workshop that lay to its east side. This chamber was sometimes practised as a workshop and in a later period dismantled and turned into a dump area for the surrounding workshops (Pls. 7b, 8a-b, 9a-b, 10a). The eastern chamber has another door cut in the east wall, which would have been connected with another similar workshop positioned to its east (Pl. 16a-b, Fig. 3).

There are some remains of north-south walls on the south side of the main corridor but they are in dilapidated condition due to the ancient water logging activities. However, the alignments of south broken walls can be reconstructed as similar stone walls on the north side show their connection with them (Pls. 21a, 23b, 26b, 27b, 34b, Fig. 3). As described above, the narrow passage in east-west orientation led to a workshop (W28) on the west side and similarly connected with another workshop (W30) on the east side. But the workshop chambers lying in row on the north side of this passage are blocked from that side seemingly opened to the north corridor, which lies buried in the unexcavated area (Pl. 26b, Fig. 3). In the early period (i.e. Indo-Greeks) the west side chamber/ workshop found beneath the above structures was not connected through

the same passage as its east wall was found blocked from the east side (Pl. 27b, Fig. 3). The smith chambers on the south side of the upper levels are not well-preserved due to the sandy-silt deposit brought by water (Pls. 18a, 23b). Owing to limited excavations in the Indo-Greek level, this year we did not find any evidence of mud or mud-brick structure.

The foundation of two square smith chambers, lying side by side (east and west), were also exposed in the trenches (BII/6 and BII/7) located to the south. Both rooms have furnaces, and fire evidence. The east chamber also has a small round pit with ashes and burnt material (Pls. 31b, 33b). These structures found in the upper levels obviously belonged to the Kushan period (Pls. 31a, 34a-b, Fig. 4). Apart from this, many copper coins of the second and third phases of Kanishka are also reported from here.

Furnaces and Workshops

The existing portion of the mound is well-recognised for the formation of large-scale smith workshops. As highlighted in previous reports, smith workshops were established at the site in a systematic pattern (Khan *et al.* 2019, 2020, 2021). These workshops were equipped with different features related to blacksmith activities such as bases of furnaces, stone anvils, hard or semi-burnt clay crucibles, grinding stones, ovens, quenching pots, stone sharpeners, ladle and raw material of iron. Such fixtures found in a group or alone are reported from almost every compartment of smith workshop of the excavated area so far known from the four seasons of excavations. In the first season of our fieldwork conducted in 2017, we uncovered eight such smith workshops. As described in previous reports (Khan *et al.* 2019, 2020), we identified smith workshops by evidence of two or more such features found together in one room or place. But later, we changed this criterion and recognized workshops by a single feature found intact or lying in proper context in a certain place (Khan *et al.* 2021). It is because the nature of the workshop is now well-determined and the site in many places also badly disturbed due to the construction of a new waste drain and other building activities.

In 2017, we discovered eight smith workshops furnished with wonderful crucibles and quenching pots. In the following year (2018), we added six more smith workshops where one crucible was repeatedly utilised and rebuilt one above the other in three different levels of occupation. In 2019, we explored twelve more workshops where some were provided with two work stations (fixtures found in pairs) in one room and the attached store room. As a result of these excavations, twenty-six workshops were identified at the site. Fortunately, the recent field activities added six more smith workshops established in different compartments. In continuation of the previous layout of smith workshops and their sequential order the newly discovered workshops can be marked from serial nos. W27 to W32. Of these, four workshops (nos. W27-W30, Fig. 3) are located in the main excavated area and two (nos. W31-W32, Fig. 4) reported from the southern trenches.

As mentioned earlier, this year only a few components of workshops are reported because of the disturbance of site and limited excavations at the deepest level. Accordingly, no workshop of the Indo-Greek period is known from the excavation under review. The Indo-Greek level was found sealed due to compact floor level of the Indo-Scythian period in the main excavated area. The workshops unearthed in the upper strata containing shallow crucibles, small quenching pots and twin furnaces, the characteristic features of late period to be associated with the Indo-Scythian and the Kushan eras. This period is also confirmed from the above cited coins known from this level of the site.

The grinding stones reported from the site are usually known in oblong and rectangular shapes. Of these, two examples of grinding stones are known from proper workshop areas (W27 (Pl. 12a), W31 (Pl. 13c)). Furnaces are the common elements known from almost all workshops. In the current season, three types of furnaces are unearthed; (a) circular furnace (twin) implanted with terracotta bits (Pl. 19a), (b) rectangular furnace with side walls and chimney (Pl. 21b), and (c) rectangular furnace on hard paved surface (Pl. 31a). This year, furnaces of type-b mark the characteristic feature of excavation. Structural

remains of these furnaces provide sufficient evidence like side walls and chimney help to understand the physical construction of these apparatuses. Many examples of large stone anvils are identified from different locations to be used in workshops. A large-sized stone with flattened top was usually selected for this purpose. Of these, one example as described above, found in a proper workshop, is made in cuboid shape (Pl. 15c). Another stone anvil to the mentioned here bears numerous scratched signs of circular rings (Pls. 22b-c). These impressions indicate some kind of uniform jewellery made through dies. Like furnaces, the crucible was also the essential part of smith workshops as they are usually found side by side. This year, only one complete example of crucible is reported in W27. It is made in a large bowl shape with hard side walls where small terracotta bits are inserted (Pls. 18b, 19a). Large crucibles with stone base, usually belonged to the Indo-Greek period are not reported in the current season of excavations. It is because the excavations were carried out in the upper strata of the Indo-Scythian and the Kushan periods. However, one foundation stone of a certain type of crucible is reported from the debris of excavations (Pl. 21c). The quenching pots, except for one broken base (Pls. 4a-b), are usually absent from the above-described workshops. These potable pots usually installed above the ground were perhaps taken away by someone or became broken in course of time as most of these workshops are found near the surface of ground.

The workshops freshly unearthed at the site are described in detail as follows.

Workshop 27 (W27)

This workshop as plotted on the drawn plan is reported from trench AII/14 (Fig. 3). It is the most intact example of workshops known in the current season of excavations. It is found in a small area of the compound where the remaining areas i.e. north and west sides were not excavated due to the boundary of a trench. On the east and south sides, it is enclosed within stone walls. This workshop comprised one rectangular oven or furnace, a stone platform or screening wall, twin circular furnaces, a shallow crucible and a grinding stone

(Pls. 11a-b, 12a-b, 18b, 19a). Luckily, the complete layout of the rectangular furnace including its upper structure was noticeably marked in the cut section of a trench. This evidence helps to understand the physical structure of other furnaces as well. It reveals that the entire structure of the furnace was made of hard clay. The outer walls are uniformly four inches thick and vertically raised up to 2 feet. The base of furnace is conspicuously broader than the upper structure. The hard clay base of twin furnaces is inserted with terracotta bits. The crucible is shallow and smaller in size and made of hard clay with terracotta bits in the inner walls. Many small holes perhaps used for some kind of screening are reported in front of furnaces and crucible.

Workshop 28 (W28)

This workshop is on the south side of W27 (Fig. 3) and located in the same trench (AII/14). On the three sides, it is bounded by stone walls, and on the west covered by section of the trench. This workshop opens to the east side through a narrow corridor and thus lies opposite to the workshop W30 on its east side. It yields a rectangular platform of hard red clay with small twin ovens in rectangular shapes filled with ashes (Pls. 3b, 4a, 4c, 5a-b, 6a-6, 7a, 11a, 14a, 18a, 27b, 28a). A broad base of broken quenching pot is found to the south of ovens. This workshop is located in the northeast corner of the chamber further enclosed with stones from the west and south sides. A circular structure of small pebbles is made in front of it. It seems to be a foundation used for a wooden pillar.

Workshop 29 (W29)

Workshop W29 was set up in a large rectangular room (Pls. 7a, 11a, 18a, 23a-b, 29a, Fig. 3). It is on the three sides (west, south and east) enclosed within stone walls and on the north blocked by a section of the trench. This chamber is located partially in AII/14 and partially in AII/15. This workshop contains a pair of rectangular furnaces built on a large platform against the western wall. Thus, one furnace is placed on the south end and one on the north end of the platform. The south furnace is significantly preserved with short

mud walls and a vertical chimney in the centre of its west wall against the stone structure (Pl. 13b). The chimney is provided with a terracotta pipe, which is partially preserved in the section of mud wall. This is the first example of its kind where a chimney was purposely built for exhaust. Another furnace of uniform design is set up on its south side, but it is much damaged (Pls. 13d, 21b). There are some stones found in L-shape design in the middle of chamber round the south furnace (Pl. 29a). These stones seem to have been used as a single course wall foundation for some kind of temporary partition to preserve the heat of furnace.

Workshop 30 (W30)

The workshop W30 is found connected to W28 through a narrow passage and located in trench AIII/11 (Pl. 27b Fig. 3). It was established in a rectangular chamber bounded by stone walls on the three sides, i.e. west, north, and east. The south side is uncertain due to the disturbed area caused by water logging. The workshop is recognised by a circular furnace and a large rectangular anvil fixed against the eastern wall (Pls. 17a-b). This anvil is perfectly made in cuboid shape and to be known as the stunning example of its kind known so far at the site (Pl. 15c). The chamber is connected with different chambers through doors and openings. Accordingly, cut for doors were deliberately provided in the walls on the east and the west sides. The western door opened into another chamber was closed in later days because a long stone platform or shelf was made on its east side. This structure is known in a single course alignment of dressed stones at certain height along the wall, which presumably used as a shelf for the smith's tools and other accessories. It is because similar stone alignments are found attached to other stone walls in this area too (Pls. 21a, 23a).

Workshop 31 (W31)

Workshop W31 is located in BII/7 where numerous coins are reported (Fig. 4). This workshop is exposed just below the surface of the site. It is difficult to define the layout of the workshop because two enclosure walls (north and east) have been razed to the ground or yet to be

traced outside the trench borders. However, traces of a single course wall are seen on the south and west sides (Pls. 31a-b, 33a, 34a, 35a). This workshop is designated well by a stone anvil and grinding stone lying side by side (Pls. 13c, 33a). Apart from this, a circular furnace and a circular pit filled with ashes are also uncovered from the northeast corner of this workshop (Pl. 33b).

Workshop 32 (W32)

This workshop is reported from trench BII/6 and hence located to the west of the previous one (W31, Fig. 4). It contains a square furnace with a hard surface and other red pitches in surroundings were obviously used for temporary furnace on the ground. The remaining features of this workshop might have been dismantled due to its position in upper level near to the present surface of the ground. The workshop is enclosed on the east and south sides by stone walls. Both the workshops W31 and W32 found at the same level seem contemporary (Pls. 31a, 34a, 35a).

Small Finds

Unlike previous results, this year we collected very few objects from the site. Animal and human figurines and decorated beads of terracotta are completely absent among small finds. Except for a few fluctuations, the general trend of archaeological findings is almost the same as we had collected in previous excavations. The artefacts found in this season consist of copper coins, head of animal figurine with elongated trunk perhaps of an elephant, stone and terracotta beads, iron rods, shell bangles, grinding stones, variety of stone pestles, sharpeners, and a large number of pottery fragments.

In figurines, perhaps a fragment of an elephant trunk is known from the site (no. 13). This is a broken piece, and thus other details are not clear enough to describe it. The beads made of cornelian, agate, shell, paste and terracotta are reported in significant quantity. Of these, the terracotta stuff is more common, which are known in plain or grooved lines round convex cone (nos. 25-31). The cornelian pendentive bead in planoconvex shape (no. 14) is the outstanding artefact not known in

previous excavations. Similarly, the barrel-shaped agate bead (no. 15) is also a noteworthy example amongst the small finds. The shell beads (nos. 20-23) made in short barrel or cylindrical shape are commonly reported after terracotta beads. The arc fragments of bangles (nos. 32-34) known in shell are also well represented. This year, many cowrie shells (nos. 35-38) including one example bearing a hole for string are unearthed from the site. One stone pendentive (no. 39) in the form of Roman letter 'S' or hook is remarkable. It is a small object properly trimmed from all sides and one end is appropriately cut perhaps for supporting string.

Only a few metal objects are reported from the current excavations. They include cast bronze antimony phial or mirror stand, copper and iron finger rings, weeding fork and fragments of iron rod. The two-pronged weeding fork (no. 43) is an important find in this season of excavation. Similar examples are well reported from the site of Sirkap in Taxila (Marshall 1951: nos. 200-202, Pl. 169).

Amongst the stone objects, a broken chisel with sharp cutting edge is a noteworthy example (no. 45) amongst the current discoveries. It is highly polished and smoothed from all sides. As mentioned above, the other stone objects include a variety of pestles (mullers) and pounders, touchstone, and sharpeners. As usual, stone pestles appeared in cylindrical, elliptical, cuboid, barrel and spherical shapes are known in reasonable numbers (nos. 46-60). These objects yield grinding, striking and rubbing signs on their ends, sides and edges. A half-broken dark coloured wet stone (no. 61) is also reported. It is round in shape, and ground from both sides. Saddle querns or grinding stones (nos. 62-69) are commonly known in different shapes and sizes. Some grinding stones are found in good state of preservation and many in fragments. The grinding (upper) surface of these objects is usually well made, slightly concave and ground while the lower side found in natural form. Similarly, stone sharpeners regularly made in oblong and cuboid shapes are identified in bulky and small sizes (nos. 71-72).

Pottery

Like previous experience, this season of work at the site also produced many potsherds. This year, except for one complete bowl (Pls. 32a-b), we did not pick up other complete terracotta pots from excavations. The broken sherds uniformly occurred in all layers of different trenches. The most extensive assemblage of sherds is recovered from a pit 3a exposed in AII/19. Following the frame of previous reports (Khan *et al.* 2019, Khan *et al.* 2020 and Khan *et al.* 2021), the present field report likely represents images of painted and decorated potsherds, characteristic parts of miscellaneous objects, basic description and drawing of selected potsherds which portray diagnostic features, notable designs and shapes.

The fabric, texture, size, shape and other elements of these potsherds help to understand the shape and function of different pots. In view of this analysis and drawing, forms and functions of various pots can be categorised such as bowls, pitchers, dishes, storage vessels, water flasks, plates, candles, cooking pots, etc. These potsherds known in large varieties include rim fragments, bases, short pedestal of cups and bowls, lugs of jugs, spouts of water flasks and distillation pots, lids of dishes and storage pots and other parts of different pots. The rims collection is important for knowing the shape and size of different pots. The rims identified in different categories like straight, everted, flared, out-curved, incurved, squarish, round, triangular, etc. The inner rims of some pots, as described above, are bedecked with vertical incised lines, Roman letters, and other symbols. Pitcher shoulders are often decorated with denticulate patterns. Similarly, shoulders and side walls below the rim of storage vessels are adorned with wavy lines or wavy band together with a cordon of rope pattern. The shoulders of small vessels are sometimes painted with hatched triangles, honeycomb design, plants, vertical and horizontal wavy bands, oblique lines and circles. Inner side of the splayed rims of sophisticated bowls are painted with a group of oblique lines. The shoulders of medium sized vessel are sometimes stamped with variety of plant motifs and other geometrical designs. The outer body of some small vessels are marked with a series

of overlapping short ridges. These are known in very small fragments, and one is purposely cut into a square shape. Broken handles of jars or jugs are known in different shapes and sizes. Bases of dishes, bowls and cups are known in diverse forms like low disc, ring-cut small base and large flat base, shallow and deep convex in domical shape, low convex etc.

Along with the well-known sherds, some new varieties of potsherds also appear this year. The most important example of the new variety not known earlier at the site are the cooking pots with small U-shaped (upside down) lug attached to its shoulder. This collection of pottery is found parallel with other finds collected from various Buddhist and settlement sites located in the surrounding area like Afghanistan, Peshawar basin and the Taxila valley. As mentioned frequently in our previous reports, the earthenwares of the Hayatabad site have close similarity with those recovered from Sirkap (Marshall 1951; Ghosh 1947-48), Shaikhan Dheri (Dani & Sehrai 1965-66; Hussain 1980), Damkot (Rahman 1968-69) and early phases of Aziz Dheri (Nasim Khan 2010). Of these, detailed reports have been compiled and published on the pottery discovered from Shaikhan Dheri (Dani and Sehrai 1965-66; Hussain 1980) and Taxila sites particularly Sirkap (Marshall 1951). Like coins and other archaeological discoveries, the pottery also yields important evidence to establish the chronology and periodization of the site. The pottery of Hayatabad site is likely attributed to the Indo-Greek, the Indo-Scythian and the Kushan periods thus ranging from second century BCE to second century CE.

The painted and moulded type red and grey wares, short, pedestaled cup, large storage vessel with well finished outer surface, globular pots, standard jars, water flasks and bowls usually belonged to the Indo-Greek period. The earthen ware of this period is known from medium to thin fabric, appropriately fired and skilfully produced. Similarly, the colour scheme of red ware ranges from pinkish to red. The stamped designs applied on interior and exterior particularly on bowls and storage jars with sophisticated cordons are correlated with the Indo-Scythian period. The wide range cooking pots, dishes, pitchers

decorated with denticulate shoulder and inner rim engraved with signs and Roman letters, storage jars with rough rope pattern and wavy designs are often associated with the Kushan period.

Coins and Chronology

The present season of excavations produced altogether 12 copper coins. The quantity of these coins is almost corresponding with those reported in 2017 and 2019. All coins of the present fieldwork absolutely belonged to the Kushan period. Of these, five coins came from a single locality (BII/6 and BII/7), the same place where we found a number of Kushan coins in 2018. The current excavations could yield the coins of Kujula Kadphises, Wima Kadphises and Kanishka. Not a single coin of the successors of Huvishka is known from this site. The Hayatabad site, to be recognised as the settlement-cum-workshop, was certainly abandoned with the end of Huvishka reign (154-191 CE). The chronology of this site has already been established with the help of coins and other antiquities unearthed in

previous seasons of excavations (Khan *et al.* 2019, Khan *et al.* 2020, Khan *et al.* 2021). In view of previous results, the following three main periods are known at the Hayatabad site in Peshawar (for details, see Table 1):

Indo-Greeks: Second to first century BCE

Indo-Scythians: First century BCE

Kushans: First to second century CE

As described above, all coins of this season are attributed to the Kushan period. Of these, two coins are assigned to Kujula Kadphises, one coin to Wima Kadphises and eight coins to Kanishka. As discussed earlier, the coins of Vasudeva and successors are absent from the site during all seasons of excavations. Looking at weight analysis, three coins of Kanishka occur in tetradrachm unit, one in didrachm unit and remaining four in drachm unit. The coins are not well treated so images on them are badly deteriorated.

Table 1. Summary of coins unearthed at the Hayatabad site.

Dynasty	Ruler/ Series	Period	Seasons of Excavations				
			2017	2018	2019	2023	Total
Post Mauryan	Taxila-Pushkalavati	Early 2nd century BCE	1	-	-	-	1
Indo-Bactrian Greeks	Eukratides I	174-145 BCE	1	2	-	-	3
	Apollodotus I	174-165 BCE	1	-	1	-	2
	Menander Soter	c. 165/155-130 BCE	-	-	1	-	1
	Antialkidas	c. 115-95 BCE	-	1	-	-	1
Indo-Scythians	Azes II	c. 35-10 BCE	4	3	2	-	9
Kushans	Kujula Kadphises	c. 30-80 CE	1	-	-	2	3
	Wima Taktu	c. 90-110 CE	1	1	1	-	3
	Wima Kadphises	c. 110-126/27 CE	-	1	3	1	5
	Kanishka I	126/27-151 CE	-	5	5	8	18
	Huvishka	154-191 CE	-	4	2	-	6
Uncertain			-	1	1	1	3
Total			9	18	16	12	55

Acknowledgements

The Department of Archaeology, University of Peshawar, pays sincere thanks to Mr. Humphrey Sarfaraz Peters, Bishop of Peshawar, for granting the permission to resume fieldwork at the Hayatabad site. He and his office always extended sincere support and cooperation whenever we requested to conduct our field investigations. We are grateful to Professor Sara Safdar, Secretary to Bishop, for her help and coordination and always showed great enthusiasm in archaeological fieldwork. The Department of Archaeology pays a debt of gratitude to the Peshawar Development Authority (PDA) for its continuous help extended to our field activities. We are grateful to Dr. Abdul Samad, Director, Directorate of Archaeology and Museums, Government of Khyber Pakhtunkhwa, who continually granted us work permission and other support for our regular excavations at the Hayatabad site. The Department of Archaeology is very much obliged to the Vice Chancellor and the Treasury office of the University of Peshawar for financial support and all kind of assistance for this research programme. We are very much indebted to the sincere help of our field staff particularly Mr. Muhammad Naeem Bacha and Jan Gul who always rendered their services before, during and after our fieldwork. We are also thankful to Mian Muhammad Rafique of the Department of Archaeology for his technical assistance and preparation of drawings through professional software.

References

- Dani, A.H. and Sehrai, F.U.
1965-66. Shaikhhan Dheri Excavation (1963 and 1966 Seasons). *Ancient Pakistan* II: 17-214.
- Ghosh, A.
1947-48. Taxila (Sirkap), 1944-5. *Ancient India* 4: 41-83.
- Hussain, J.
1980. *Shaikhhan Dheri Pottery: A Methodological and Interpretive Approach*. PhD Dissertation (unpublished), Churchill College, Cambridge (UK).
- Khan, G.R., Durrani, M.A. and Samad, A.
2019. Preliminary Report of Archaeological Excavations at Hayatabad, Peshawar: Field Season 2017. *Ancient Pakistan* XXX: 111-97.
- Khan, G.R., Shah, I. and Samad, A.
2020. Preliminary Report of Archaeological Excavations at Hayatabad, Peshawar: Field Season 2018. *Ancient Pakistan* XXXI: 45-188.
- Khan, G.R., Shah, I. and Samad, A.
2021. Preliminary Report of Archaeological Excavations at Hayatabad, Peshawar: Field Season 2019. *Ancient Pakistan* XXXII: 103-268.
- Khan, G.R.
2022. A Note on the Recent Excavations (2023) at the Hayatabad Site, Peshawar. *Ancient Pakistan* XXXIII: 77-83.
- Marshall, Sir J.
1951. *Taxila: An Illustrated Account of Archaeological Excavations*, volumes 2 & 3, Cambridge: Cambridge University Press.
- Nasim Khan, M.
2010. *The Sacred and the Secular – Investigating the Unique Stūpa and Settlement Site of Aziz Dheri, Peshawar Valley, Khyber Pakhtunkhwa, Pakistan*, volume 2. Peshawar: Directorate of Archaeology & Museums, Govt. of Khyber Pakhtunkhwa.
- Raman, A.
1968-69. Excavations at Damkot. *Ancient Pakistan* IV: 103-250.

CATALOGUE OF SMALL FINDS

COPPER COINS

Kushans

Kujula Kadphises

1. Reg. No. 482; Locus: AII/19; Layer: 3a;
Weight: 3.99g, Size: 22.5x19.4x2.5 mm (hole)
Obv. Bust of king facing to right, wearing diadem.
Greek legend fragmentary ...BAΣ....
Rev. Deity standing to left, attributes uncertain.
Kharoshthi legend illegible
2. Reg. No. broken, Locus: AII/16; Layer: 2;
Weight: 1.00g, Size: 21.0x3.2 mm (half broken)
Obv. Bust of king facing to right, rusted and
legend uncertain.
Rev. Herakles standing frontally, holding club in
the right hand and perhaps lion's skin in the
left. Kharoshthi legend uncertain.

Wima Kadphises

3. Reg. No. 473; Locus: AII/20; Layer: 2;
Weight: 16.03g, Size: 26.7x4.3 mm
Obv. King standing frontally with head turned
to left, wearing diadem and tall headdress,
large tunic, bulgy trousers, cloak and heavy
boots, sword hanging underneath garment,
right arm sacrificing over altar in the left
field and left hand holding hem of dress
near waist. Trident-cum-battle-axe stands
in the left field and tamga above club in
the right field. Greek legend BACIAEYC
BACIAEWN [CWTHP MEGAC OOM]O
KAΔΦICHC (clockwise, 1 o'clock)
Rev. Three headed figure standing facing, slightly
leaning on bull to his left, hair tied with knot,
wearing dhoti, holding long trident in his
right hand, behind him bull standing to right.
Kharoshthi legend defaced [*Maharajasa
rajadirajasa*] *sarvaloga iśvarasa mah*
iśvarasa Vima Kathaphiśasa tratara (anti-
clockwise, 12 o'clock to 1 o'clock)

Kanishka

Unit: Tetradrachm

4. Reg. No. 474; Locus: AII/20; Layer: 2;
Weight: 13.56g, Size: 26.0x4.4 mm
Obv. King standing frontally with head in profile
to left, wearing diadem and low headdress
with crescent at front, tunic, bulgy trousers,
cloak tied at chest and heavy boots, sword
fastened with belt hanging over left side,
right arm sacrificing over altar and left-
hand holding spear. Bactrian legend defaced
pAO.....KI
Rev. Four-armed male figure standing frontally
with head turned to left, perhaps holding
diadem, thunderbolt, trident and water flask
in different arms. Four-pronged tamga in the
left field and uncertain Bactrian legend in
the right.
 5. Reg. No. 455; Locus: AII/15; Layer: 3;
Weight: 13.40g, Size: 24.4x5.5 mm
Obv. As 4, but headdress and legend uncertain.
Rev. Bearded male figure running to left,
wearing skirt, holding veil with both hands.
Four-pronged tamga in the left and Bactrian
legend in the right uncertain.
 6. Reg. No. 475; Locus: BII/6; Layer: 2;
Weight: 12.22g, Size: 24.4x5.4 mm
Obv. As 5.
Rev. As 5, but defaced and corroded.
- #### Unit: Didrachm
7. Reg. No. 454; Locus: AII/15; Layer: 4;
Weight: 6.29g, Size: 24.0x3.2 mm
Obv. As 5.
Rev. As 5, but defaced and corroded.
- #### Unit: Drachm
8. Reg. No. 464; Locus: BII/7; Layer: 2;
Weight: 3.67g, Size: 17.0x3.5 mm
Obv. King standing frontally with head in profile
to left, wearing diadem and low headdress

with crescent at front, sword fastened with belt hanging over left side, right arm sacrificing over altar and left-hand holding spear. Bactrian legend uncertain.

Rev. Female figure standing frontally with head turned to right, wears double robe dress, crescent at forehead, holding lion protome sceptre in the right hand and bowl in the left. Four-pronged tamga in the right field and Bactrian legend NANA (anti-clockwise) in the left.

**9. Reg. No. 466; Locus: BII/7; Layer: 2;
Weight: 2.92g, Size: 18.5x2.5 mm**

Obv. As 8, Kharoshthi letter in the left field.

Rev. As 8, but Bactrian legend NANA (clockwise) in the left.

**10. Reg. No. 476; Locus: BII/6; Layer: 2;
Weight: 3.25g, Size: 16.6x3.1 mm**

Obv. As 8, Kharoshthi letter in the left field.

Rev. Perhaps moon-god standing to left with crescent behind shoulder, remaining body and legend defaced.

**11. Reg. No. 472; Locus: AIII/16; Layer: 2;
Weight: 2.90g, Size: 16.9x2.5 mm**

Obv. As 8, Kharoshthi letter in the left field.

Rev. Badly corroded.

Uncertain

**12. Reg. No. 463; Locus: BII/7; Layer: 2;
Weight: 4.96g, Size: 21.6x3.0 mm**

Obv. Perhaps standing figure to left but uncertain.

Rev. Defaced and corroded.

TERRACOTTA FIGURINES

Elephant's trunk(?)

**13. Reg. No. 513; Locus: AIII/18; Layer: 3;
Size: 80x25 mm**

A broken head with trunk of elephant, tapering shape, other features unclear, pinkish slip on pinkish surface.

BEADS

Stone Beads

**14. Reg. No. 456; Locus: AIII/18; Layer: 3;
Size: 16(d)x14x10(h) mm**

Cornelian pendentive bead, planoconvex shape, flat base and hemispherical top, hole made horizontally across the body, smoothed surface, fine condition, red colour.

**15. Reg. No. 462, Locus: BII/7; Layer: 2;
Size: 9.0(d)x17.0(h) mm**

Agate bead, standard barrel shape, both ends partly damaged, beige colour with small wavy lenses across the body.

**16. Reg. No. 457, Locus: AIII/11; Layer: 3a;
Size: 11.0(d)x8.0(h) mm**

Cornelian bead, roughly pentagonal shape, one end slightly concave and one end flattened, a narrow hole vertically across the body, fine smoothed surface, pinkish colour with black spots.

**17. Reg. No. 459, Locus: BII/7; Layer: 2;
Size: 11.0(d)x8.0(h) mm**

Cornelian bead, round shape but irregular body, pinkish color with white, red and black spots, smoothed surface with small lenses across the body, one end slightly damaged.

**18. Reg. No. 460; Locus: BII/7; Layer: 2;
Size: 11.0(d)x11.0(h) mm**

Cornelian bead, globular shape, both ends flattened, polished surface, pinkish colour with off white spot and small lenses.

**19. Reg. No. 465; Locus: BII/7; Layer: 2;
Size: 9.0(d)x7.0(h) mm**

Cornelian bead, spherical shape, narrow hole across the body, fine smoothed surface, red colour.

Shell and Paste Beads

**20. Reg. No. 471; Locus: AII/20; Layer: 3;
Size: 7.0(d)x6.0(h) mm**

Shell bead, standard barrel shape, highly smoothed surface, off white colour.

21. Reg. No. 493; Locus: AII/15; Layer: 3;**Size: 5.5(d)x7.0(h) mm**

Shell bead, standard barrel shape, broad flattened ends, highly smoothed surface, cream colour.

22. Reg. No. 443; Locus: AII/19; Layer: 2;**Size: 6.0(d)x6.0(h) mm**

Shell bead, short cylindrical shape with irregular height, wide hole across the body, highly smoothed surface, off white colour.

23. Reg. No. 477; Locus: AII/20; Layer: 2;**Size: 6.0(d)x3.0(h) mm**

Shell bead, short tri-faceted cylindrical shape with uneven height, wide hole across the body, highly smoothed surface, milky colour.

24. Reg. No. 484; Locus: AII/20; Layer: 5;**Size: 6.0(d)x2.0(h) mm**

Tiny paste bead, tubular shape with uneven height, large hole across the body, highly smoothed surface, orange colour.

Terracotta Beads**25. Reg. No. 446; Locus: AII/14; Layer: 4;****Size: 22.0(d)x15.0(h) mm**

Convex cone with projected base engraved with shallow groove, hole across the body, plain body, smoothed surface; black slip on grey surface.

26. Reg. No. 485; Locus: AII/19; Layer: 3a;**Size: 22.0(d)x13.0(h) mm**

Planoconvex cone with a deep groove round body and large hole made vertically, half broken and surface badly corroded, grey slip on pinkish surface.

27. Reg. No. 447; Locus: AII/14; Layer: 4;**Size: 20.0(d)x14.0(h) mm**

Convex cone with discoidal base and short collar at top, a narrow groove at base, plain body, highly smoothed surfaces; black slip on grey surface.

28. Reg. No. 450; Locus: AII/14; Layer: 4;**Size: 30.0(d)x12.0(h) mm**

Convex cone with concave base and straight vertex, grooves round body and base; rough surface, dark grey colour.

29. Reg. No. 452; Locus: AII/19; Layer: 4;**Size: 20.0(d)x15.0(h) mm**

Fig-shaped or tear-dropped convex cone, short concave base and vertex, upper side is partly damaged, plain body, highly smoothed surface, black slip on grey surface.

30. Reg. No. 461; Locus: AIII/11; Layer: 4;**Size: 11.0(d)x11.0(h) mm**

Pot-shaped cone with concave base and short plain vertex, partly damaged, plain body, smoothed surface, dark grey colour.

31. Reg. No. 458; Locus: AIII/11; Layer: 3;**Size: 19.0(d)x11.0 (h) mm**

Cylindrical cone with flat top, broken in the middle, hole across the vertical body, greyish colour.

BANGLES**Shell Bangles****32. Reg. No. 444; Locus: AII/19; Layer: 3;****Size: 32.0(l)x6.0(h)x5.0(w) mm**

Fragment of bangle, square in section, plain from all sides, highly smoothed surface, off white colour.

Reference: Dani 1964-65: XLIX.1

33. Reg. No. 449; Locus: AII/19; Layer: 3a;**Size: 31.0(l)x6.0(h)x4.0(w) mm**

Fragment of bangle, rectangular in section, plain from all sides, highly smoothed surface, cream colour.

Reference: Dani 1964-65: XLIX.1

34. Reg. No. 467; Locus: AII/19; Layer: 3a;**Size: 34.0(l)x5.0(h)x7.0(w) mm**

Half fragment of bangle, rectangular in section, plain from all sides, smoothed surface, off white colour.

Reference: Dani 1964-65: XLIX.1

Cowrie Shells**35. Reg. No. 448; Locus: AII/14; Layer: 3;****Size: 17.0(l)x13.0(w) mm**

Standard cowrie shell, well preserved, smoothed surface, cream colour.

36. Reg. No. 469; Locus: BII/7; Layer: 3;**Size: 16.0(l)x12.0(w) mm**

Standard cowrie shell, well preserved, smoothed surface, yellowish colour.

37. Reg. No. 478; Locus: AII/20; Layer: 2;**Size: 15.0(l)x11.0(w) mm**

Standard cowrie shell, well preserved, top surface partly corroded, white colour.

38. Reg. No. 483; Locus: AII/20; Layer: 5;**Size: 14.0(l)x11.0(w) mm**

Standard cowrie shell, well preserved, smoothed surface, a small hole is made for a string, cream colour.

STONE PENDENT**39. Reg. No. 451; Locus: AII/14; Layer: 5;****Size: 44.0(l)x8.0(w) mm**

S-shaped stone, long pendentive ornament, a hook is provided for suspension, flattened from two sides, smoothed surface, grey colour.

METAL OBJECTS**Copper Phial or Mirror stand****40. Reg. No. 468; Locus: BII/7; Layer: 2;****Size: 68.0(l)x23.0(dia)x28(base) mm**

Lower body of antimony phial or mirror stand of cast bronze, inside hallowed, fragile condition, upper part broken, the lower part has broad concave base, rusted.

Finger Rings**41. Reg. No. 479; Locus: AII/20; Layer: 3;****Size: 28(d)x9.0(w) mm**

Copper finger ring with oblong bezel, round shape with ring partly broken, bezel portion also slightly damaged, rusted condition.

42. Reg. No. 445; Locus: AI/19; Layer: 3;**Size: 28.0(d)x15.0(w) mm**

Fragment of iron finger ring, round shape but ring portion broken and lost, flattened bezel in oval shape, heavily rusted.

*Reference: Dani 1964-65: XLIX.12***Other Metal Objects****43. Reg. No. 453; Locus: AII/14; Layer: 4;****Size: 95(l)x26.0(w) mm**

Two-pronged weeding fork of iron with pointed tang for fixing into a handle, partly damaged rusted condition.

44. Reg. No. 481; Locus: AII/16; Layer: 4;**Size: 26(d)x22(w) mm**

Iron rod, oblong section, one end pointed, heavily rusted.

STONE OBJECTS**Chisel****45. Reg. No. 480; Locus: AIII/16; Layer: 4;****Size: 70.0(l)x20.0(w)x17.0(th) mm**

Stone chisel, rectangular shape with sharp cutting edge, only frontal (cutting) edge preserved, highly polished and smoothed surface, greenish colour.

Pestles & Pounders**46. Reg. No. 490; Locus: AII/14; Layer: 4;****Size: 270(l)x135(w)x45(th) mm**

Tri-faceted cylindrical pestle, both ends were used for chopping purpose, half broken, body has smoothed finishing, grey colour.

47. Reg. No. 491; Locus: Surface;**Size: 145(l)x72(w)x70(th) mm**

Cylindrical shape with triangular section, one end broken and another bears signs of utilisation (striking), pinkish colour.

48. Reg. No. 496; Locus: BII/7; Layer: 2;**Size: 145(l)x80(w)x55(th) mm**

Elliptical shape, the pointed end partly broken was used for chopping, another end utilised for grinding, body has smoothed finishing, dark green spots on white surface.

49. Reg. No. 497; Locus: AIII/11; Layer: 2;**Size: 107(l)x58(w)x36(th) mm**

Quarter segment of pestle, oblong shape, showing signs of utilisation (chopping) well ground, brownish colour.

**50. Reg. No. 498; Locus: AII/15; Layer: 3a;
Size: 130(l)x70(w)x50(th) mm**

Long cuboid pestle, both ends were used for chopping and grinding, one side partly damaged, ground surface, greenish colour.

**51. Reg. No. 499; Locus: AII/11; Layer: 4;
Size: 170(l)x90(w)x80(th) mm**

Long barrel shape, both ends showing smoothed marks of utilisation (chopping), well made and polished, brownish colour with white lenses.

**52. Reg. No. 500; Locus: BII/7; Layer: 1;
Size: 120(l)x82(w)x45(th) mm**

Standard elliptical shape, grinding marks seen on both ends, well made, smoothed surface, greyish colour.

**53. Reg. No. 503; Locus: AIII/11; Layer: 3;
Size: 144(l)x62(w)x42(th) mm**

Long barrel shape, triangular section, one end was used for rubbing and another for striking, well made, White greyish colour.

**54. Reg. No. 505; Locus: AII/19; Layer: 3;
Size: 122(l)x93(w)x60(th) mm**

Elliptical shape, both ends were used for grinding purposes, well made, highly ground, smoothed surface, grey colour.

**55. Reg. No. 507; Locus: AIII/15; Layer: 2;
Size: 140(l)x70(w)x40(th) mm**

Long barrel shape, half broken, also vertically damaged from one side, the intact portion bearing signs of utilisation (cutting), brownish colour.

**56. Reg. No. 506; Locus: AIII/15; Layer: 3;
Size: 100(l)x85(w)x55(th) mm**

Elliptical shape, half broken from one side, one end was used for grinding and another for chopping, well made, smoothed surface, grey colour.

**57. Reg. No. 508; Locus: AII/19; Layer: 4;
Size: 90(d)x90(d) mm**

Roughly spherical, uneven round edges, partly damaged, all round edges were used for chopping, smoothed surface, dark grey colour.

**58. Reg. No. 504; Locus: AII/15; Layer: 4;
Size: 62.6(d)x5.7(th) mm**

Round shape, flattened from two sides, ground and smoothed surface, edges were utilised for rubbing purpose, brownish grey colour.

**59. Reg. No. 504; Locus: AII/15; Layer: 4;
Size: 62.6(d)x5.7(th) mm**

Spherical shape, ground and trimmed from all edges, slightly damaged, well made and ground, edges used for striking purpose, grey colour.

**60. Reg. No. 501; Locus: AIII/11; Layer: 4;
Size: 100(d)x80(th) mm**

Spherical shape, all edges ends were used for grinding and rubbing purpose, well made, greyish colour.

Weight Stone

**61. Reg. No. 509; Locus: AII/19; Layer: 4;
Size: 76(l)x74(th) mm**

Round shape, flattened from two sides, perfect disc with unused edges, half broken highly smoothed surface, black colour.

Querns (Grinding Stones)

**62. Reg. No. 486; Locus: AII/19; Layer: 4;
Size: 340(l)x132(w)x45(h) mm**

Oblong shape, the grinding side is concave and well smoothed for grinding purpose, the lower side convex and rough, has no shoulders, edges partly broken, greyish colour.

**63. Reg. No. 488; Locus: AII/14; Layer: 3;
Size: 300(l)x115(w)x100(h) mm**

Triangular shape, roughly made, the grinding side is concave and smoothed, the lower side uneven and naturally convex, naturally raised shoulders, brownish colour.

**64. Reg. No. 487; Locus: AII/14; Layer: 2;
Size: 330(l)x160(w)x65(h) mm**

Oblong shape like shoes sole, narrow in middle, well made, the grinding side is slightly concave with smoothed surface and the outer side is naturally convex, greyish colour.

**65. Reg. No. 489; Locus: AII/19; Layer: 4;
Size: 270(l)x135(w)x75(h) mm**

Oblong shape, the grinding side with raised edge at one end, well finished, the opposite side is naturally unfinished and convex, grey colour.

**66. Reg. No. 492; Locus: AIII/15; Layer: 4;
Size: 260(l)x175(w)x60(h) mm**

Cordate shape, roughly made, the grinding side is concave with raised edges at both ends, the opposite side is naturally unfinished and slightly convex, brownish colour.

**67. Reg. No. 494; Locus: surface;
Size: 165(l)x145(w)x60(h) mm**

Fragment of grinding stone, mostly broken, the grinding side well finished, the opposite side is also well made and convex, grey colour.

**68. Reg. No. 511; Locus: BII/7; Layer: 2;
Size: 315(l)x130(w)x55(h) mm**

Rectangular shape, partly broken, the grinding side almost flattened with raised edge at one end, well finished, the opposite side is naturally unfinished and slightly convex, grey colour.

**69. Reg. No. 495; Locus: AII/15; Layer: 4;
Size: 130(l)x130(w)x55(h) mm**

Fragment of grinding stone, half broken, the grinding side has raised edge at one end, well finished, the opposite side is naturally unfinished and slightly convex, grey colour.

Stone Sharpeners

**70. Reg. No. 502; Locus: AII/15; Layer: 5;
Size: 103(l)x180(w)x63(h) mm**

Leaf-shaped grinding stone or sharpener, half broken, the upper side is slightly concave with smoothed surface and the lower side convex. The concave side was used as sharpener or grinder, brown colour.

**71. Reg. No. 512; Locus: surface,
Size: 103(l)x180(w)x63(h) mm**

Rectangular shape, half broken, well made, upper side is perfectly flattened with smoothed surface perhaps used as a sharpener, greenish grey colour.

**72. Reg. No. 510; Locus: AII/19; Layer: 4;
Size: 492(l)x95(w)x12(h) mm**

Cuboid shape, partly broken, well made with smoothed surface, flattened from all sides, perhaps used as a sharpener, greenish grey colour.

POTTERY

A. Potsherds of Significant Features

i. Locus: AII/19; Layer: 3A

Bodysherd of vessel or pitcher painted with plant motifs and a triangle filled with crisscrossed lines above broad horizontal bands in black, red slip on pinkish surface.

ii. Locus: AII/19; Layer: 3A

Long neck of pitcher, shoulders and base portion are painted with broad band and lozenge pattern in black, red slip on pinkish surface.

iii. Locus: BII/12; Layer: 1

Rim fragment of pitcher, flattened top of the rim is painted with a group of three black parallel lines, red slip on pinkish surface.

iv. Locus: AII/19; Layer: 1

Bodysherd of vessel painted with a black band bearing crisscrossed lines surmounted by dots in a horizontal row, red slip on pinkish surface.

v. Locus: AII/19; Layer: 1

Small fragment of vessel painted with black crisscrossed lines, red slip on pinkish surface.

vi. Locus: AII/19; Layer: 4

Potsherd painted with black parallel horizontal bands, red slip on pinkish surface.

vii. Locus: AII/19; Layer: 5

Small fragment of vessel painted with parallel horizontal broad bands, red slip on pinkish surface.

viii. Locus: AII/19; Layer: 4

Potsherd bearing orange and buff surface or painted with such colour bands, buff slip on pinkish surface.

ix. Locus: AII/19; Layer: 3A

Potsherd painted with a black horizontal band, fine surface, red slip on pinkish surface.

- x. Locus: AII/19; Layer: 3A
Base of pitcher neck painted with a broad horizontal band, red slip on pinkish surface.
- xi. Locus: BII/12; Layer: 1
Potsherd painted with parallel horizontal broad bands in black, red slip on pinkish surface.
- xii. Locus: BII/15; Layer: 1
Potsherd painted with parallel horizontal broad bands, red slip on pinkish surface.
- xiii. Locus: AII/12; Layer: 1
Potsherd painted with multiple horizontal broad bands, red slip on pinkish surface.
- xiv. Locus: AII/19; Layer: 3A
Potsherd painted with horizontal lines and a group of vertical lines, red slip on pinkish surface.
- xv. Locus: AII/19; Layer: 3A
Potsherd painted with a pair of black horizontal lines, red slip on pinkish surface.
- xvi. Locus: AII/19; Layer: 3A
Potsherd painted with a plant leaf in black, calcined surface, red slip on pinkish surface.
- xvii. Locus: AII/19; Layer: 3A
Fragment of vessel, painted with two pairs of black horizontal bands, ruddy slip on pinkish surface.
- xviii. Locus: AII/14; Layer: 7
Potsherd painted with two sets of curved bands in black, pinkish slip on orange surface.
- xix. Locus: AII/14; Layer: 6
Small fragment of vessel, painted with three parallel horizontal bands in black, pinkish slip on orange surface.
- xx. Locus: AII/19; Layer: 3
Potsherd painted with a black way band, badly defaced, thick fabric with red coarse surface.
- xxi. Locus: AII/19; Layer: 3A
Potsherd painted with an irregular black way band, colour faded out, red slip on pinkish surface.
- xxii. Locus: AII/14; Layer: 6
Potsherd painted with parallel horizontal black lines attached with another unknown motif, red slip on pinkish surface.
- xxiii. Locus: BII/12; Layer: 3
Potsherd painted with a black zigzag motif, surface corroded, red slip on pinkish surface.
- xxiv. Locus: AII/20; Layer: 5
Potsherd painted with parallel horizontal lines in black, badly defaced, red slip on pinkish surface.
- xxv. Locus: AII/19; Layer: 3
Potsherd painted with a black way band bounded by horizontal lines, red slip on rim and exterior surface.
- xxvi. Locus: AII/20; Layer: 3
Potsherd painted with uncertain motif bounded by a broad horizontal line in black, medium fabric, fine smoothed texture.
- xxvii. Locus: AII/20; Layer: 3
Potsherd painted with black horizontal bands and a triangle, surface deteriorated, red slip on pinkish surface.
- xxviii. Locus: AII/19; Layer: 3
Potsherd painted with two parallel bands in red and chocolate colours, red slip on pinkish surface.
- xxix. Locus: AII/14; Layer: 6
Potsherd painted with a pair of black curved bands, medium fabric with smoothed texture, red slip on pinkish surface.
- xxx. Locus: AII/16; Layer: 2
Potsherd painted with black broad bands, medium fabric, red slip on pinkish background.
- xxxi. Locus: AII/20; Layer: 3
Potsherd painted with parallel broad bands in black, medium texture, buff slip on pinkish background.
- xxxii. Locus: AII/15; Layer: 4
Potsherd painted with black parallel lines and uncertain motif below them, thin texture, red slip on pinkish surface.
- xxxiii. Locus: AII/15; Layer: 3
Potsherd painted with horizontal and oblique lines in black, medium fabric, red slip on pinkish surface.
- xxxiv. Locus: AII/15; Layer: 3
Potsherd painted with black parallel lines and a plant motif, fine texture, red slip on pinkish surface.

xxxv. Locus: AII/20; Layer: 3

Potsherd painted with black parallel curved lines, thick fabric, orange slip on pinkish surface.

xxxvi. Locus: AII/15; Layer: 4

Potsherd painted with black parallel lines and uncertain design, medium fabric with smoothed surface, red slip on pinkish surface.

xxxvii. Locus: AII/19; Layer: 3

Fragment of plate base painted with a circle of broad line in buff colour, medium fabric with smoothed surface, red slip on pinkish surface.

xxxviii. Locus: AIII/11; Layer: 2

Potsherd painted with uncertain design in buff colour with black shade, medium fabric with smoothed surface, red slip on pinkish surface.

xxxix. Locus: AII/20; Layer: 5

Potsherd painted with a star like motif bounded by horizontal lines in buff and black colours, red slip on pinkish surface.

xl. Locus: BII/12; Layer: 1

Potsherd painted with crisscross bands in buff colour, medium fabric with smoothed surface, red slip on pinkish surface.

xli. Locus: BII/12; Layer: 1

Potsherd painted with vertical wavy lines in intervals bounded by horizontal bands, medium fabric with smoothed surface, red slip on pinkish surface.

xl.ii. Locus: BII/12; Layer: 1

Potsherd painted with zigzag line in buff colour, medium fabric with smoothed surface, red slip on pinkish surface.

xl.iii. Locus: AIII/1; Layer: 4

Potsherd painted with black curved lines and uncertain motif, medium fabric with smoothed surface, red slip on pinkish surface.

xliv. Locus: AII/18; Layer: 5

Potsherd painted with broad curved bands, medium fabric with smoothed surface, red slip on pinkish surface.

xl. Locus: AII/15; Layer: 4

Potsherd painted with a set of black parallel bands, medium fabric with smoothed surface, red slip on pinkish surface.

xlvi. Locus: AII/20; Layer: 4

Potsherd painted with black parallel horizontal bands, medium fabric with smoothed surface, red slip on pinkish background.

xl.ii. Locus: AII/20; Layer: 4

Potsherd painted with a pair of black horizontal lines, thin fabric with coarse surface, red slip on pinkish surface.

xl.iii. Locus: AII/15; Layer: 3A

Potsherd painted with a set of black parallel horizontal lines, medium fabric with fine texture, ruddy slip on pinkish surface.

xl.lix. Locus: AII/15; Layer: 5

Potsherd painted with a black horizontal band below grooved lines, thick fabric with fine texture, red slip on pinkish surface.

l. Locus: AII/19; Layer: 3A

Potsherd painted with a black horizontal band, medium fabric with fine exterior texture, red slip on pinkish surface.

li. Locus: AII/14; Layer: 6

Potsherd painted with zigzag pattern followed by parallel horizontal bands in black, medium fabric with fine texture, pinkish surface.

lii. Locus: AII/20; Layer: 2

Potsherd painted with a dotted line enclosed by plain bands in black, medium fabric with fine exterior texture, red slip on pinkish surface.

lii.iii. Locus: AII/20; Layer: 2

Potsherd painted with a dotted line bounded by broad bands in black as above, thick fabric with coarse texture and black core, red slip on pinkish surface.

liv. Locus: AII/14; Layer: 2

Small fragment of plate painted with parallel oblique lines in black, fine red slip on pinkish surface.

lv. Locus: AII/14; Layer: 2

Potsherd painted with parallel oblique lines in black, brownish surface.

lvi. Locus: AII/20; Layer: 3

Potsherd painted with parallel horizontal bands in black, medium fabric with coarse surface, pinkish colour.

lvii. Locus: AII/20; Layer: 3

Potsherd painted with a black horizontal band, medium fabric with smoothed surface, red slip on pinkish colour.

lviii. Locus: AII/20; Layer: 3

Potsherd painted with parallel horizontal bands, medium fabric with gritty texture and coarse surface, pinkish colour.

lix. Locus: AII/20; Layer: 5

Potsherd painted with parallel horizontal bands and triangles, defaced, medium fabric with smoothed surface, red slip on pinkish colour.

lx. Locus: AII/14; Layer: 5

Potsherd painted with black horizontal bands, thick fabric, red slip on pinkish colour.

lxi. Locus: AII/20; Layer: 5

Potsherd painted with broad horizontal bands filled with dots in black, red slip on orange surface.

lxii. Locus: AII/15; Layer: 3A

Potsherd painted with parallel horizontal lines in black, medium fabric, red slip on pinkish surface.

lxiii. Locus: AII/20; Layer: 5

Potsherd painted with a broad horizontal band in black, medium fabric with smoothed surface, red slip on pinkish surface.

lxiv. Locus: AII/19; Layer: 3A

Potsherd painted with parallel horizontal bands in black, medium fabric with fine texture, red slip on pinkish surface.

lxv. Locus: AII/14; Layer: 7

Potsherd painted with a hitched triangle with broad horizontal band below it in black, red slip on pinkish surface.

lxvi. Locus: AII/19; Layer: 3A

Potsherd painted with red horizontal and wavy lines, medium fabric with fine texture and smoothed surface, red slip on pinkish surface.

lxvii. Locus: AII/14; Layer: 7

Fragment of a moulded bowl decorated with vertical lines and dots in high relief, medium fabric with fine texture, red slip on pinkish surface.

lxviii. Locus: AII/18; Layer: 3

Pitcher bodysherd decorated with parallel wavy lines, medium fabric with coarse surface, pinkish slip on pinkish surface.

lix. Locus: AII/19; Layer: 3

Pitcher bodysherd carved with zigzag lines, medium fabric with rough surface, red slip on pinkish surface.

lxx. Locus: AII/20; Layer: 4

Potsherd stamped with a small leaf motif, medium fabric with fine texture, grey slip on greyish surface.

lxxi. Locus: AII/14; Layer: 7

Potsherd stamped with a leaf motif, thick fabric with fine texture, grooved lines below neck, red slip on orange surface.

lxxii. Locus: AII/14; Layer: 5

Potsherd stamped with a leaf motif, mostly missing, medium fabric with smoothed surface, red slip on pinkish surfaces.

lxxiii. Locus: AII/15; Layer: 3A

Bodysherd carved with a pair of horizontal lines and stamped with a concentric circle, medium fabric, marked with soothed signs, pinkish slip on pinkish surface.

lxxiv. Locus: AII/14; Layer: 2

Potsherd stamped with a circle bearing composite geometrical design, medium fabric, red slip on pinkish surfaces.

lxxv. Locus: AIII/11; Layer: 3

Potsherd stamped with a plain oblong pattern, medium fabric, red slip on pinkish surfaces.

lxxvi. Locus: AII/19; Layer: 1

Potsherd stamped with a triangular design of dots, medium fabric, red slip on pinkish surfaces.

lxxvii. Locus: AII/19; Layer: 1

Potsherd decorated with broad band of vertical lines, medium fabric with fine texture, red slip on pinkish surface.

lxxviii. Locus: AII/14; Layer: 4

Potsherd decorated with a row of nail pattern and grooved lines, medium fabric, fine texture, red slip on pinkish surface.

lxxix. Locus: AII/15; Layer: 4

Potsherd stamped with a square pattern, uncertain design, medium fabric, brownish slip on pinkish surface.

lxxx. Locus: AII/15; Layer: 4

Potsherd stamped with repeated plant motifs and carved with illegible Kharoshthi letters, medium fabric, red slip on pinkish surfaces.

lxxxix. Locus: AII/19; Layer: 3A

Potsherd stamped with a row of oblique lines of large dots, medium fabric, red slip on pinkish body.

lxxxii. Locus: AII/15; Layer: 3

Potsherd decorated with small curves in saw-toothed pattern, medium fabric, red slip on pinkish surface.

lxxxiii. Locus: AII/19; Layer: 3A

Potsherd stamped with a row of oblique lines of dots, thick texture, grey colour.

lxxxiv. Locus: AII/14; Layer: 6

Potsherd stamped with a row of denticulates followed by circles, thick texture, brownish slip on red surface.

lxxxv. Locus: AII/11; Layer: 5

Potsherd decorated with a cordon of oblique incised lines, medium fabric with smoothed surface, grey slip on greyish surface.

lxxxvi. Locus: AII/19; Layer: 3

Potsherd decorated with a band of incised oblique lines, medium fabric, pinkish slip on pink surface.

lxxxvii. Locus: AII/19; Layer: 3A

Vessel fragment with a cordon of V-shaped motif in double lines, medium texture, pinkish surface.

lxxxviii. Locus: AII/15; Layer: 1

Fragment of medium bowl decorated with a row of short vertical lines, medium texture, pinkish colour.

lxxxix. Locus: AII/19; Layer: 3A

Fragment of vessel, shoulder decorated with a row of short vertical incised lines, medium texture, red slip on pinkish surface.

xc. Locus: AII/15; Layer: 3

Fragment of vessel, shoulder decorated with a row of short vertical incised lines, pinkish colour on orange surface.

xc. Locus: AII/14; Layer: 6

Pitcher fragment below neck decorated with a row of denticulates, medium texture with black core, orange slip on pinkish surface.

xcii. Locus: AII/19; Layer: 3A

Pitcher sherd decorated with a short row of small denticulates round shoulders, medium texture, red slip on pinkish surface.

xciii. Locus: AII/19; Layer: 3A

Pitcher fragment decorated with small denticulate bands in two tiers below neck, medium texture with fine surface, red slip on pinkish surface.

xciv. Locus: AII/19; Layer: 3A

Pitcher sherd decorated with a row of denticulates and grooved lines, smoothed surface with calcite remains, red slip on pinkish surface.

xcv. Locus: AII/15; Layer: 3

Vessel fragment decorated with a row of denticulates and grooved lines round shoulder, fine surface, greyish slip on pinkish surface.

xcvi. Locus: AII/15; Layer: 4

Fragment of a bowl, rim is decorated with a row of vertical denticulates, uneven surface, pinkish slip on pink surface.

xcvii. Locus: AII/19; Layer: 3A

Small fragment of pitcher decorated with a segment of nail-headed pattern below neck, fine surface, medium fabric, pinkish slip on pink surface.

xcviii. Locus: AII/20; Layer: 3

Fragment of vessel decorated with a row of denticulates and grooved lines round shoulder, medium fabric with smoothed surface, pinkish slip on pink surface.

xcix. Locus: BII/12; Layer: 3

Potsherd decorated with a segment of large denticulates, medium texture with smoothed surface, red slip on pinkish surface.

c. Locus: AII/14; Layer: 6

Fragment of vessel decorated with grooves and denticulate bands in two tiers round shoulder, medium fabric with fine surface, red surface slip on pink surface.

ci. Locus: AII/14; Layer: 8

Small bodysherd decorated with a band of large denticulates round shoulder, medium fabric, red slip pinkish slip on red surface.

cii. Locus: AII/19; Layer: 3A

Small potsherd depicts a row of short denticulates and ridges round shoulder, medium fabric, red slip on pinkish surface.

ciii. Locus: AII/11; Layer: 4

Fragment of vessel bears a band of large

- denticulates and ridges round shoulder, medium fabric and fine texture, red slip on pinkish surface.
- civ. Locus: AII/19; Layer: 1
Potsherd of pitcher, shoulder decorated with a row of denticulates and grooves, medium fabric, red slip on pinkish surface.
- cv. Locus: AII/15; Layer: 3A
Fragment of vessel decorated with a denticulate band and low ridges round shoulder, medium fabric, pinkish slip on pink surface.
- cvi. Locus: AII/19; Layer: 3A
Fragment of vessel, shoulder has denticulate bands in two tiers, medium fabric, fine texture with smoothed surface, red slip on pinkish surface.
- cvii. Locus: AII/19; Layer: 3A
Fragment of vessel bears denticulate bands in two tiers round shoulder, medium fabric, fine texture with smoothed surface, red slip on pinkish surface.
- cviii. Locus: AII/19; Layer: 3A
Small fragment of vessel, shoulder having denticulate bands in two tiers, medium fabric, fine texture with highly smoothed surface, red slip on pinkish surface.
- cix. Locus: AII/20; Layer: 3
Potsherd, shoulder decorated with a denticulate band and ridges, medium fabric and texture, red slip on pinkish surface.
- cx. Locus: AII/19; Layer: 3
Fragment of vessel, shoulder decorated with a denticulate band and low ridges, medium fabric and texture, red slip on pinkish surface.
- cx. Locus: AII/14; Layer: 6
Small fragment of vessel decorated with a denticulate band and ridges, medium fabric and texture, red slip on pinkish surface.
- cxii. Locus: AII/14; Layer: 2
Small fragment of vessel, having denticulate bands in two tiers round shoulder, medium fabric, rough texture with burning signs, red slip on pinkish surface.
- cxiii. Locus: AIII/11; Layer: 3
Potsherd of vessel, shoulder decorated with a segment of large denticulates and a grooved line, medium fabric and texture, smoothed surface, red slip on pinkish surface.
- cxiv. Locus: AIII/11; Layer: 5
Small fragment of vessel, shoulder decorated with a segment of denticulates and shallow grooves, medium fabric, fine texture, red slip on pinkish surface.
- cxv. Locus: AIII/11; Layer: 5
Fragment of vessel, denticulate band and grooves round shoulder, medium texture with smoothed surface, red slip on pinkish surface.
- cxvi. Locus: AII/11; Layer: 5
Small fragment of vessel, decorated with a denticulate band and grooves, medium fabric with texture, smoothed surface, red slip on pinkish surface.
- cxvii. Locus: AIII/11; Layer: 1
Bodysherd decorated with irregular wavy band, medium fabric and fine texture, red slip on pinkish surface.
- cxviii. Locus: AII/19; Layer: 3A
Fragment of storage vessel with round rim, deep gutter below it, shoulder carved with wavy line, thick fabric, rough texture and surface, pinkish slip on pink surface.
- cxix. Locus: AII/14; Layer: 5
Fragment of storage vessel with triangular rim, shoulder carved with irregular wavy band, thick fabric with fine texture, red slip on pinkish surface.
- cxx. Locus: AII/15; Layer: 4
Fragment of storage vessel with beveled rim, shoulder carved with a wavy band, thick fabric with fine texture, pinkish slip on greyish surface.
- cxxi. Locus: AII/15; Layer: 4
Fragment of storage vessel with short everted rim, shoulder with wavy band, thick fabric with ordinary texture, pinkish surface.
- cxxii. Locus: AII/15; Layer: 3A
Fragment of storage pot with thick squarish rim, shoulder decorated with a deep groove and wavy band, thick fabric with black core, pinkish surface.
- cxxiii. Locus: AII/19; Layer: 3A
Fragment of storage vessel with thick squarish rim, shoulder decorated with a wavy band, thick fabric with rough texture, pinkish surface.

cxxiv. Locus: AII/19; Layer: 3A

Fragment of storage pot with splayed rim, shoulder below rim carved with horizontal grooves and a wavy band, pinkish surface.

cxxv. Locus: AII/19; Layer: 3A

Fragment of large vessel with thick triangular rim, shoulder below rim carved with a short wavy band, thick fabric with fine texture, pinkish surface.

cxxvi. Locus: AII/16; Layer: 4

Fragment of storage vessel, rim broken, shoulder carved with a long wavy band, thick fabric with coarse texture, pinkish surface.

cxxvii. Locus: AII/15; Layer: 1

Fragment of vessel with out-curved rim, the inner surface is carved with irregular wavy band, medium fabric with fine texture, red slip on pinkish surface.

cxxviii. Locus: AII/20; Layer: 3

Small fragment of vessel, rim broken, shoulder bears pair of grooves and wavy band, thick fabric with fine texture, pinkish surface.

cxxix. Locus: AII/15; Layer: 4

Small fragment of vessel, rim broken, shoulder carved with a long wavy band, medium fabric and medium fine texture, pinkish surface.

cxxx. Locus: AII/20; Layer: 4

Small fragment of vessel, rim broken, shoulder carved with a wide wavy band and wavy band, thick fabric, smoothed surface, pinkish surface.

cxxx. Locus: AII/19; Layer: 4

Small fragment of vessel, body decorated with a cordon of rope pattern flanked by carved wavy band (below and above), medium fabric with fine texture, red slip on pinkish surface.

cxxxii. Locus: AII/15; Layer: 3A

Fragment of vessel, outer body decorated with a cordon of rope pattern and wavy band below it, medium fabric with fine texture, pinkish surface.

cxxxiii. Locus: AII/19; Layer: 3A

Small fragment of vessel, outer body decorated with a cordon of rope pattern and large wavy band below it, medium fabric, pinkish and brownish surface.

cxxxiv. Locus: AII/19; Layer: 3A

Small fragment of vessel, outer shoulder

decorated with a broad cordon of rope pattern and wavy band below it, thick fabric and fine texture, pinkish surface.

cxxxv. Locus: AII/16; Layer: 2

Small fragment of vessel, outer shoulder decorated with a broad cordon of rope pattern and wavy band below it, medium fabric, smoothed and pinkish surface.

cxxxvi. Locus: AII/14; Layer: 5

Small fragment of vessel, outer body decorated with a thick cordon of rope pattern and wavy band below it, medium fabric with fine texture, pinkish surface.

cxxxvii. Locus: AII/15; Layer: 5

Small fragment of vessel, outer body depicting a cordon of rope pattern followed by wavy band, medium fabric, fine texture, pinkish surface.

cxxxviii. Locus: AII/11; Layer: 3

Small fragment of vessel, outer body depicting a broad cordon of rope pattern followed by wavy band, medium fabric, fine texture, pinkish surface.

cxxxix. Locus: AII/19; Layer: 3

Small fragment of vessel, outer body decorated with a medium cordon of rope pattern and wavy band, medium fabric and texture, pinkish surface.

cxl. Locus: AII/19; Layer: 3

Fragment of vessel, outer body depicting a cordon of rope pattern followed by a wavy band, medium fabric and texture, pinkish surface.

cxli. Locus: AII/19; Layer: 3A

Small fragment of vessel, outer body decorated with a thin cordon of rope pattern, medium fabric and fine texture, pinkish surface.

cxlii. Locus: AII/19; Layer: 3A

Small fragment of vessel, outer body depicting notched pattern of oblique line and a slender cordon of rope pattern, medium fabric and fine texture, pinkish slip on pinkish surface.

cxliii. Locus: AII/16; Layer: 2

Small fragment of vessel, outer shoulder decorated with a broad cordon of irregular rope pattern, thick fabric, coarse texture, pinkish surface.

cxliv. Locus: AII/19; Layer: 3A

Small fragment of vessel, outer body depicting a broad cordon of rope pattern followed by a wavy band, medium texture with fine smoothed surface, red slip on pinkish surface.

cxlv. Locus: AII/19; Layer: 3A

Small fragment of vessel, outer body decorated with a broad cordon of rope pattern followed by a wavy band, medium fabric, rough and pinkish surface.

cxlvi. Locus: AII/15; Layer: 2

Small fragment of vessel, outer body decorated with a broad cordon of irregular rope pattern, medium fabric and fine texture, pinkish surface.

cxlvii. Locus: AII/19; Layer: 3A

Small fragments of vessel, outer surface depicting a broad cordon of irregular rope pattern, medium fabric and fine texture, brownish surface.

cxlviii. Locus: AII/19; Layer: 3A

Small fragment of vessel, outer body depicting a slender cordon of rope pattern, medium fabric with smoothed surface, red slip on pinkish surface.

cxlix. Locus: AII/14; Layer: 3

Fragment of vessel, outer shoulder depicting a broad cordon of irregular rope pattern, thick fabric and fine texture, greyish surface.

cl. Locus: AII/19; Layer: 3A

Small fragment of vessel, outer shoulder depicting a broad cordon of rope pattern, medium fabric with smoothed surface, pink slip on pinkish surface.

cli. Locus: AII/15; Layer: 3

Small fragment of vessel, outer body depicting a pair of horizontal cordons of rope pattern, medium fabric with fine texture, pinkish surface.

clii. Locus: AII/15; Layer: 2

Small fragment of vessel, outer body depicting double cordons of wide rope pattern, medium fabric and medium texture, pinkish surface.

cliii. Locus: AII/15; Layer: 1

Small fragment of vessel, outer body depicting double cordons of thin rope pattern, medium fabric and fine texture, pinkish surface.

cliv. Locus: BII/13; Layer: 2

Small fragment of vessel, outer body decorated with a cordon of irregular rope pattern, medium fabric with coarse surface, pinkish surface.

clv. Locus: AII/20; Layer: 4

Small fragment of vessel, outer body depicting a broad cordon of rope pattern, medium fabric, coarse surface, pinkish colour.

clvi. Locus: BII/13; Layer: 4

Fragment of jar with triangular beaded rim, shoulder adorned with a horizontal cordon of rope pattern flanked by wavy bands, medium fabric, highly smoothed surface, buff and pinkish surface.

clvii. Locus: AII/15; Layer: 3

Small fragment of jar with triangular beveled rim, shoulder decorated with a slender cordon of rope pattern, medium fabric and texture, pinkish surface.

clviii. Locus: AII/20; Layer: 4

Small fragment of vessel, outer shoulder decorated with a slender cordon of rope pattern, medium fabric and fine texture, red slip on pinkish surface.

clix. Locus: AII/19; Layer: 3A

Fragment of large jar with beaded rim, outer shoulder decorated with a standard cordon of rope pattern, thick fabric and medium texture, pink slip on pinkish surface.

clx. Locus: AII/15; Layer: 3A

Fragment of large jar with out-curved rim, outer shoulder decorated with a standard cordon of rope pattern, thick fabric and medium texture, brownish surface.

clxi. Locus: AII/19; Layer: 4A

Small fragment of vessel, outer body decorated with a cordon of rope pattern, medium fabric with coarse surface, red slip on pinkish surface.

clxii. Locus: AII/14; Layer: 6

Small fragment of vessel, outer body decorated with a thick cordon of rope pattern, medium fabric and fine texture, brownish surface.

clxiii. Locus: AII/15; Layer: 2

Small fragment of vessel, outer shoulder decorated with a cordon of irregular rope pattern, medium fabric and fine texture, red slip on pinkish surface.

clxiv. Locus: AII/19; Layer: 3A

Small fragment of vessel, outer body depicting a slender cordon of rope pattern, medium fabric and fine texture, cream slip on pinkish surface.

clxv. Locus: AII/14; Layer: 7

Small fragment of vessel, outer body decorated with a thick cordon of rope pattern, medium fabric and medium texture, chocolate surface.

clxvi. Locus: AII/15; Layer: 2

Small fragment of vessel, outer body decorated with a large cordon of rope pattern, medium fabric and fine texture, pink slip on pinkish surface.

clxvii. Locus: AII/19; Layer: 3A

Small fragment of vessel, inner rim carved with four parallel vertical lines, medium fabric and fine texture, red slip on pinkish surface.

clxviii. Locus: AII/15; Layer: 4

Small fragment of vessel, inner rim carved with three thick parallel vertical lines, medium fabric and fine texture, brownish surface.

clxix. Locus: AII/19; Layer: 3A

Small fragment of vessel, inner rim carved with a crossed 'X' band, medium fabric and fine texture, pink slip on pinkish surface.

clxx. Locus: AII/19; Layer: 3

Small fragment of vessel, inner rim carved with a Roman letter 'M', medium fabric and fine texture, red slip on pinkish surface.

clxxi. Locus: AII/19; Layer: 3A

Small fragment of vessel, inner rim carved with double crossed lines or double 'XX' making a diamond design, medium fabric and fine texture, red slip on pinkish surface.

clxxii. Locus: BII/12; Layer: 2

Small fragment of vessel, inner rim carved with a zigzag line or a rough Roman letter 'N', medium fabric and medium texture, pinkish surface.

clxxiii. Locus: AII/19; Layer: 3A

Small fragment of vessel, inner rim carved with a Roman letter 'V' in double lines, medium fabric and fine texture, upper side partly soothed, red slip on pinkish surface.

clxxiv. Locus: AII/19; Layer: 5

Small fragment of vessel, inner rim carved with a row of oblique lines, medium fabric and medium texture, pink slip on pinkish surface.

clxxv. Locus: AII/11; Layer: 3

Small fragment of vessel, inner rim deeply carved with a zigzag line, medium fabric and fine texture, red slip on pinkish surface.

clxxvi. Locus: AII/19; Layer: 3A

Small fragment of vessel, inner rim carved with parallel oblique lines, medium fabric with fine texture, pink slip on pinkish surface.

clxxvii. Locus: AII/14; Layer: 3

Small fragment of vessel, inner rim carved with a trident pattern, medium fabric and fine texture, pinkish surface.

clxxviii. Locus: AII/19; Layer: 3A

Small fragment of vessel, inner rim carved with a Roman letter 'V' in double lines, medium fabric and fine texture, soothed and smoothed surface, pink slip on pinkish surface.

clxxix. Locus: AII/19; Layer: 3A

Small fragment of vessel, inner rim carved with a Roman letter 'W', medium fabric with fine texture, pink slip on pinkish surface.

clxxx. Locus: AII/14; Layer: 4

Small fragment of pitcher, inner rim carved with a Roman letter 'X', medium fabric and medium texture, greyish slip on pinkish surface.

clxxxi. Locus: AII/15; Layer: 4

Small fragment of pitcher, inner rim carved with a Roman letter 'M', medium fabric and medium texture, pinkish surface.

clxxxii. Locus: BII/13; Layer: 2

Small fragment of pitcher, inner rim carved with a Roman letter 'XXX' trice, medium fabric and medium texture, pink slip on pinkish surface.

clxxxiii. Locus: AII/15; Layer: 3

Small fragment of pitcher, inner rim carved with a trident design, medium fabric and medium texture, red slip on pinkish surface.

clxxxiv. Locus: AII/15; Layer: 4

Small fragment of pitcher, inner rim carved with a Roman letter 'W', medium fabric with fine texture, red slip on pinkish surface.

clxxxv. Locus: BII/12; Layer: 2

Small fragment of pitcher, inner rim carved with a Roman letter 'X' twice, medium fabric and medium texture, pink slip on pinkish surface.

clxxxvi. Locus: AII/16; Layer: 2

Small fragment of pitcher, inner rim carved with a Roman letter 'X', medium fabric and medium texture, pinkish surface.

clxxxvii. Locus: AII/19; Layer: 3A

Fragment of pitcher, inner rim carved with a Roman letter 'W', medium fabric with fine texture, pink slip on pinkish surface.

clxxxviii. Locus: AII/15; Layer: 3A

Small fragment of pitcher, inner rim carved with a Roman letter 'X', medium fabric with fine texture, red slip on pinkish surface.

clxxxix. Locus: BII/12; Layer: 2

Fragment of pitcher, inner rim carved with a perfect trident design, thin fabric with fine texture, pink slip on pinkish surface.

cx. Locus: AII/14; Layer: 6

Small fragment of vessel, inner rim carved with a Roman letter 'M' in large size, medium fabric and medium texture, pink slip on pinkish surface.

cxci. Locus: AII/14; Layer: 6

Small fragment of vessel, inner rim carved with a Roman letter 'V' in double lines, medium fabric with fine texture, red slip on pinkish surface.

cxcii. Locus: AII/19; Layer: 3A

Small fragment of vessel, inner rim carved with irregular crossed lines, medium fabric, course surface, pink slip on pinkish surface.

cxci. Locus: AII/19; Layer: 3A

Small fragment of large vessel, inner rim carved with overlapping Roman letters or irregular lines, thick fabric and medium texture, pink slip on pinkish surface.

cxci. Locus: AIII/16; Layer: 4

Potsherd carved with a pair of horizontal lines, medium fabric, pink slip on pinkish surface.

cxci. Locus: AIII/11; Layer: 5

Potsherd carved, outer body carved with a pair of horizontal lines, medium fabric with fine smoothed surface, orange slip on pinkish surface.

cxci. Locus: AII/19; Layer: 3A

Fragment of bowl, outer body decorated with deep grooves, thin fabric with fine texture, pink slip on pinkish surface.

cxvii. Locus: AIII/18; Layer: 1

Potsherd of gamla pot (vase) with flat base, outer body decorated with series of horizontal lines, thick fabric with fine texture, pink slip on pinkish surface.

cxviii. Locus: AII/19; Layer: 3

Potsherd, outer shoulder decorated with series of horizontal grooves, medium fabric, course surface, red slip on pinkish surface

cxix. Locus: AII/19; Layer: 3

Potsherd, outer body decorated with series of horizontal grooves, medium fabric with fine texture, red slip on pinkish surface

cc. Locus: AII/19; Layer: 3

Potsherd, outer shoulder decorated with shallow grooves, medium fabric with fine texture, red slip on pinkish surface.

cci. Locus: AII/19; Layer: 3

Potsherd, outer body carved with deep grooves at regular intervals, medium fabric and medium texture, pink slip on pinkish surface.

ccii. Locus: AII/19; Layer: 3A

Potsherd, outer body below neck decorated with broad grooves, medium fabric and medium texture, pink slip on pinkish surface.

cciii. Locus: AII/15; Layer: 3A

Potsherd, outer body below neck decorated with narrow grooves, medium fabric and medium texture, pink slip on pinkish surface.

cciv. Locus: AII/16; Layer: 4

Potsherd with a base, inner side decorated with broad grooves, thick fabric, medium texture, pink slip on pinkish surface.

ccv. Locus: AII/12; Layer: 1

Potsherd, outer body below neck decorated with series of grooves, medium fabric and medium texture, brownish surface.

ccvi. Locus: AII/19; Layer: 3A

Potsherd with base portion, inner side decorated with series of grooves, medium fabric with fine texture, pink slip on pinkish surface

ccvii. Locus: AII/19; Layer: 3A

Potsherd, outer shoulder decorated with a pair

- of grooves, medium fabric with fine smoothed surface, red slip on pinkish surface.
- ccviii. Locus: AII/16; Layer: 1
Potsherd, outer shoulder decorated with a pair of grooves, medium fabric, pinkish surface.
- ccix. Locus: AII/19; Layer: 3
Small bodysherd, outer side decorated with a pair of grooves, medium fabric with fine texture, orange slip on pinkish surface.
- ccx. Locus: AII/15; Layer: 3
Small potsherd, outer surface decorated with two pairs of grooves, medium fabric and medium texture, greyish slip on pinkish surface.
- ccxi. Locus: AII/20; Layer: 3
Fragment of pot base, carved with a pair of deep grooves, thick fabric and medium fine texture, pink slip on pinkish surface.
- ccxii. Locus: AII/15; Layer: 4
Potsherd, outer body decorated with a series of shallow grooves, medium fabric with fine texture, pink slip on pinkish surface.
- ccxiii. Locus: AII/14; Layer: 5
Small bodysherd, outer surface carved with deep grooves, medium fabric with fine texture, pink slip on pinkish surface.
- ccxiv. Locus: BII/12; Layer: 3
Potsherd of plate, inner side decorated with series of parallel grooves, medium fabric and medium texture, brownish slip on pinkish surface.
- ccxv. Locus: AII/19; Layer: 3A
Small potsherd, outer body below neck decorated with a series of parallel grooves, medium fabric and medium texture, chocolate slip on pinkish surface.
- ccxvi. Locus: AII/19; Layer: 3A
Small fragment of pot, inner surface decorated with broad grooves at regular intervals, thick fabric with coarse texture, brownish slip on pinkish surface.
- ccxvii. Locus: AII/19; Layer: 3
Small fragment of pot, inner side marked with ribbed pattern, medium fabric and medium texture, pink slip on pinkish surface.
- ccxviii. Locus: AII/19; Layer: 2
Small fragment of pitcher, outer side below neck decorated with a pair of grooves, medium fabric and medium texture, red slip on pinkish surface.
- ccxix. Locus: AII/20; Layer: 4
Potsherd, outer body carved with series of shallow lenses, medium fabric with fine texture, red slip on pinkish surface.
- ccxx. Locus: AII/19; Layer: 3A
Small potsherd, outer body marked with series of irregular short ridges, medium fabric and medium texture, buff slip on pinkish surface.
- ccxxi. Locus: AII/19; Layer: 3A
Potsherd with neck, outer body below neck marked with a series of irregular ridges, medium fabric with coarse texture, buff slip on pinkish surface.
- ccxxii. Locus: AII/19; Layer: 3A
Small potsherd, outer body marked with a series of overlapping small ridges, medium fabric with sandy texture, buff slip on pinkish surface.
- ccxxiii. Locus: AII/19; Layer: 3A
Small potsherd, outer body marked with a series of overlapping short ridges, medium fabric with sandy texture, buff slip on pinkish surface.
- ccxxiv. Locus: AII/19; Layer: 3A
Small potsherd, outer body marked with a series of overlapping ridges, medium fabric with sandy texture, buff slip on pinkish surface.
- ccxxv. Locus: AII/19; Layer: 3A
Small potsherd, outer body marked with a series of irregular ridged pattern, medium fabric with sandy texture, buff slip on pinkish surface.
- ccxxvi. Locus: AII/15; Layer: 1
Small potsherd in square shape, outer body marked with a series of overlapping ridges, medium fabric with sandy texture, buff slip on pinkish surface.
- ccxxvii. Locus: AII/15; Layer: 4
Small potsherd, outer body marked with traversed ridged lines, medium fabric with fine texture, buff slip on pinkish surface.
- ccxxviii. Locus: AII/15; Layer: 1
Small potsherd, outer body marked with a series of traversed ridged lines, medium fabric with fine texture, buff slip on pinkish surface.

ccxxxix. Locus: AII/18; Layer: 3

Small potsherd, outer body marked with irregular ridges pattern, medium fabric with sandy texture, buff slip on pinkish surface.

ccxxx. Locus: AII/14; Layer: 3

Bodysherd of medium vessel, outer shoulder contains upside down U-shaped appliqué lugs, medium fabric and medium texture, red slip on pinkish surface.

ccxxx. Locus: AII/14; Layer: 3

Bodysherd of medium vessel, outer shoulder contains upside down U-shaped appliqué lugs and grooved lines below neck, medium fabric and medium texture, partly marked with burning signs, red slip on pinkish surface.

ccxxxii. Locus: AII/18; Layer: 3

Small fragment of medium pot, outer shoulder contains upside down U-shaped appliqué lug, medium fabric and medium texture, pink slip on pinkish surface.

ccxxxiii. Locus: AII/14; Layer: 5

Bodysherd of medium vessel, outer shoulder attached with upside down U-shaped lug and grooved lines below neck, medium fabric and medium texture, red slip on pinkish surface.

ccxxxiv. Locus: AII/20; Layer: 3

Bodysherd of medium vessel, outer body contains upside down U-shaped appliqué lug, medium fabric and medium texture, red slip on pinkish surface.

ccxxxv. Locus: AII/14; Layer: 3

Small fragment of medium vessel, outer body contains upside down U-shaped appliqué lug, medium fabric and medium texture, red slip on pinkish surface.

ccxxxvi. Locus: AIII/19; Layer: 3

Small bodysherd, outer body adorned with butterfly shaped appliqué lugs, medium fabric and fine medium texture, red and buff slips on pinkish surface.

ccxxxvii. Locus: AIII/20; Layer: 3

Small bodysherd, outer body adorned with butterfly shaped appliqué lugs, medium fabric and fine medium texture, red slip on pinkish surface.

ccxxxviii. Locus: AII/19; Layer: 3A

Fragment of storage jar with short neck and thick rectangular rim, grooved line below

neck, thick fabric and medium texture, burning signs round rim, pink slip on pinkish surface.

ccxxxix. Locus: AII/20; Layer: 4

Fragment of vessel with thick everted rim, grooved lines below neck, medium fabric and medium texture, burning signs round rim, pink slip on pinkish surface.

ccxli. Locus: AII/19; Layer: 3A

Fragment of storage vessel with short neck and triangular rim, grooved lines round shoulder, medium fabric and medium texture, burning signs round body, pink slip on pinkish surface.

ccxli. Locus: AII/19; Layer: 3A

Fragment of jar with high neck and flared rim, medium fabric and medium texture, burning signs round neck and rim, pink slip on pinkish surface.

ccxlii. Locus: AII/19; Layer: 3A

Fragment of storage vessel with low neck and semi-circular rim, grooved lines below neck, medium fabric and medium texture, pink slip on pinkish surface.

ccxliii. Locus: AII/19; Layer: 3A

Fragment of vessel with medium neck and flared rim, a grooved line round shoulder, medium fabric, pink slip on pinkish surface.

ccxliv. Locus: AII/19; Layer: 3A

Fragment of storage vessel with high neck and semi-circular rim, medium fabric and medium texture, smoothed surface, pink slip on pinkish surface.

ccxlv. Locus: AII/19; Layer: 3A

Fragment of water pitcher with low neck and wide everted rim, grooved lines round shoulder, medium fabric and medium texture, pink slip on pinkish surface.

ccxlv. Locus: AII/19; Layer: 3A

Fragment of pitcher with high neck and semi-circular rim, medium fabric and medium texture, red slip on pinkish surface.

ccxlvii. Locus: AII/14; Layer: 5

Fragment of large vessel with high neck and extended rim, medium fabric and medium texture, pink slip on pinkish surface.

ccxlviii. Locus: AII/18; Layer: 3

Fragment of small jar with curved neck and flared rim, medium fabric with fine texture, pink slip on pinkish surface.

ccxlix. Locus: AII/14; Layer: 3

Fragment of vessel with beaded rim, medium fabric and medium texture, pink slip on pinkish surface.

ccl. Locus: AII/15; Layer: 2

Fragment of small vessel with out-curved triangular rim, medium fabric and medium texture, brownish slip on pinkish surface.

ccli. Locus: AII/15; Layer: 3A

Fragment of storage vessel with everted rim, medium fabric and medium texture, pink slip on pinkish surface.

cclii. Locus: AII/19; Layer: 3A

Fragment of medium vessel with tapering neck and beaded rim, medium fabric with fine texture, red slip on pinkish surface.

ccliii. Locus: AII/19; Layer: 3A

Fragment of jar with tall neck and short everted collared rim, medium fabric and medium texture, smoothed surface, red slip on pinkish surface.

ccliv. Locus: AII/19; Layer: 4

Fragment of medium vessel with low neck and tall beaded rim, medium fabric and medium texture, highly smoothed surface, red slip on pinkish surface.

cclv. Locus: AII/15; Layer: 4

Fragment of small jar with low neck and semi-circular collared rim, medium fabric and medium texture, pink slip on pinkish surface.

cclvi. Locus: AII/19; Layer: 3A

Small fragment of flask with triangular rim and projected collar, medium fabric and medium texture, smoothed surface, red slip on pinkish surface.

cclvii. Locus: AII/15; Layer: 3A

Fragment of small vessel with tapering neck and beaded rim, thin fabric and fine texture, pink slip on pinkish surface.

cclviii. Locus: AII/20; Layer: 3

Small fragment of flask with triangular rim and projected collar, medium fabric and medium texture, pink slip on pinkish surface.

cclix. Locus: AII/19; Layer: 3A

Small fragment of jar with short everted rim with grooved edge, medium fabric and medium texture, burning signs round body, pink slip on pinkish surface.

cclx. Locus: AII/20; Layer: 2

Fragment of medium jar with clubbed rim, medium fabric and medium texture, pink slip on pinkish surface.

cclxi. Locus: AII/14; Layer: 3

Small fragment of storage vessel with circular rim, a ridge round shoulder, medium fabric and medium texture, red slip on pinkish surface.

cclxii. Locus: AII/15; Layer: 3A

Small fragment of medium vessel with tapering neck and beaded rim, medium fabric and medium texture, red slip on pinkish surface.

cclxiii. Locus: AII/19; Layer: 3A

Fragment of medium bowl with ridge below rim, medium fabric and medium texture, red slip on pinkish surface.

cclxiv. Locus: AIII/11; Layer: 5

Fragment of small jar, medium fabric and medium texture, red and buff slips on pinkish surface.

cclxv. Locus: AII/15; Layer: 1

Fragment of neckless jar with short vertical rim, medium fabric and medium texture, red and buff slips on pinkish surface.

cclxvi. Locus: AII/19; Layer: 3A

Fragment of small jar with short everted rim, medium fabric and medium texture, red slip on pinkish surface.

cclxvii. Locus: AII/19; Layer: 3A

Fragment of small jar with triangular rim, medium fabric and medium texture, painted with vertical lines both internally and externally, buff slip on pinkish surface.

cclxviii. Locus: AII/19; Layer: 3A

Fragment of small jar with semi-circular rim, medium fabric and medium texture, pink slip on pinkish surface.

cclxix. Locus: AII/15; Layer: 1

Broken bowl in carinated shape with concave neck and long flared rim, medium fabric and fine smoothed texture, red slip on pinkish surface.

cclxx. Locus: AII/19; Layer: 3A

Broken bowl with vertical rim and large grooved lines round body, medium fabric and fine medium texture, red slip on pinkish surface.

cclxxi. Locus: AII/19; Layer: 3A

Fragment of jar with tall triangular rim, tapering walls, medium fabric and medium texture, pinkish slip on pinkish surface.

cclxxii. Locus: AII/15; Layer: 3

Small fragment of bowl with short triangular rim and grooved lines round upper body, medium fabric and medium texture, red slip on pinkish surface.

cclxxiii. Locus: AII/19; Layer: 3A

Small fragment of bowl with shallow grooves below pointed rim, medium fabric and fine texture, red slip on pinkish surface.

cclxxiv. Locus: AII/19; Layer: 3A

Small fragment of bowl with deep grooves round body below broad flattened rim, medium fabric and medium texture, pink slip on pinkish surface.

cclxxv. Locus: AII/14; Layer: 6

Small fragment of small bowl with slightly convex walls and inverted rim, thin fabric and fine texture, red slip on pinkish surface.

cclxxvi. Locus: AII/19; Layer: 3A

Small fragment of bowl with slightly convex walls and inverted rim, thin fabric and fine texture, grey slip on greyish surface.

cclxxvii. Locus: AII/15; Layer: 3A

Small fragment of bowl with slightly convex walls and outward rim, thin fabric and fine texture, greyish slip on grey surface.

cclxxviii. Locus: AII/19; Layer: 3A

Small fragment of globular vessel with incurved rim and shallow grooves round body, medium fabric and fine texture, red slip on pinkish surface.

cclxxix. Locus: AII/19; Layer: 1

Small fragment of bowl with flat-topped rim and deep grooves below it, medium fabric and fine texture, red slip on pinkish surface.

cclxxx. Locus: AII/19; Layer: 3A

Small fragment of bowl with flared rim and shallow grooves round body, medium fabric and fine texture, red slip on pinkish surface.

cclxxxi. Locus: AII/19; Layer: 3A

Small fragment of bowl with nail-headed triangular rim and tapering walls, medium fabric and fine texture, red slip on pinkish surface.

cclxxxii. Locus: BII/12; Layer: 2

Bowl fragment with a deep groove round inner side of the rim, tapering walls, medium fabric and fine texture, red slip on pinkish surface.

cclxxxiii. Locus: AII/20; Layer: 5

Small fragment of bowl with straight vertical rim, slightly convex walls with a deep groove below rim, medium fabric and medium texture, red slip on pinkish surface.

cclxxxiv. Locus: AII/15; Layer: 1

Small fragment of gamla type (vase) bowl with flat base, ribbed pattern round body, thick fabric and medium texture, pinkish surface.

cclxxxv. Locus: AII/19; Layer: 3

Broken bowl with flat base, vertical triangular rim and low convex walls, medium fabric and medium texture, red slip on pinkish surface.

cclxxxvi. Locus: AII/19; Layer: 4

Fragment of bowl with a deep groove round base edge, tapering walls, medium fabric and fine texture, red slip on pinkish surface.

cclxxxvii. Locus: AII/19; Layer: 3A

Fragment of water flask, narrow neck, flat-topped rim decorated with chevron design, medium fabric and medium texture, pink slip on pinkish surface.

cclxxxviii. Locus: AII/15; Layer: 4

Broken mouth of small pot, concave neck and incurved rim, medium fabric and fine texture, red slip on pinkish surface.

cclxxxix. Locus: AII/19; Layer: 4

Broken mouth of water flask, tall neck with semi-circular rim, medium fabric and medium texture, pinkish slip on pinkish surface.

ccxc. Locus: AII/19; Layer: 3A

Broken mouth of small pot (flask), tapering neck with triangular rim, medium fabric and medium texture, orange slip on pinkish surface.

ccxci. Locus: AII/14; Layer: 6

Fragment of small pot (flask), short concave neck with semi-circular rim, medium fabric and medium texture, pinkish slip on pinkish surface.

ccxcii. Locus: AII/16; Layer: 2

Small fragment of small pot (flask), short concave neck with triangular rim, medium fabric and medium texture, pinkish slip on pinkish surface.

ccxciii. Locus: AII/15; Layer: 3A

Broken spout of ever with pointed end, tapered form, thin fabric and fine texture, red slip on pinkish surface.

ccxciv. Locus: AII/19; Layer: 3A

Fragment of pipe or spout, cylindrical shape, medium fabric and medium texture, pinkish surface.

ccxcv. Locus: AII/19; Layer: 3A

Broken oil lamp with burning signs on outlet, medium fabric and medium texture, red slip on pinkish surface.

ccxcvi. Locus: AII/19; Layer: 3A

Fragment of bowl with broad flat base, tapering side walls, medium fabric and fine texture, red slip on pinkish surface.

ccxcvii. Locus: AII/14; Layer: 5

Broken bowl with narrow base and tapered body, medium fabric and medium texture, red slip on pinkish surface.

ccxcviii. Locus: AII/15; Layer: 3A

Broken bowl with short pedestal and flat base, tapering side walls with ribbed pattern, medium fabric and medium texture, red slip on pinkish surface.

ccxcix. Locus: AII/19; Layer: 3

Broken base of bowl (exterior) with flat base having a deep grooved circle, medium fabric and medium texture, red slip on pinkish surface.

ccc. Locus: AII/20; Layer: 5

Broken base of bowl (exterior) marked with ring cut impressions, medium fabric and medium texture, red slip on pinkish surface.

ccci. Locus: AII/20; Layer: 2

Fragment of cup base (exterior) with large rim, medium fabric and medium texture, pink slip on pinkish surface.

cccii. Locus: AII/15; Layer: 1

Broken bowl (exterior) with concave base sunken by deep circular hollow, medium fabric and medium texture, pink slip on pinkish surface.

ccciii. Locus: AII/19; Layer: 3A

Fragment of bowl with flat base (exterior), a broad shallow groove round base, tapering side wall, medium fabric and fine texture, red slip on pinkish surface.

ccciv. Locus: AII/19; Layer: 3A

Small fragment of bowl with flat base (exterior) and shallow grooves round it, tapering side wall, medium fabric and fine texture, red slip on pinkish surface.

ccciv. Locus: AII/20; Layer: 5

Fragment of pedestal cup with concave sides, ring cut base with side moulds, medium fabric and medium texture, pink slip on pinkish surface.

cccvi. Locus: AII/19; Layer: 4

Fragment of cup (exterior) with pronounced rim round base, medium fabric and medium texture, pink slip on pinkish surface.

cccvi. Locus: AII/15; Layer: 3A

Fragment of bowl with flat base (exterior), the base has a large groove, medium fabric and medium texture, pink slip on pinkish surface.

cccvi. Locus: AII/20; Layer: 3

Fragment of base (interior) with whirlpool design on inner side, medium fabric and medium texture, pink slip on pinkish surface.

cccix. Locus: AIII/23; Layer: 3

Small fragment of bowl with circular base (interior) and inner side has concave walls, medium fabric and medium texture, pinkish surface.

cccix. Locus: AII/15; Layer: 4

Broken base of bowl (interior) with small pointed knob in the inner side, medium fabric and fine texture, pink slip on pinkish surface.

cccxi. Locus: AII/15; Layer: 3A

Broken base of bowl (interior) with small pointed knob in the centre, medium fabric and medium texture, pink slip on pinkish surface.

cccxi. Locus: AII/19; Layer: 3

Broken base of large plate (exterior), outer side decorated with concentric ridges, medium fabric and medium texture, pink slip on pinkish surface.

cccxi. Locus: AII/15; Layer: 3A

Fragment of bowl with concave base (interior), medium fabric and fine texture, red slip on pinkish surface.

cccxi. Locus: AII/14; Layer: 7

Small fragment of vessel with circular hollowed lug, medium fabric and medium texture, pink slip on pinkish surface.

ccc xv. Locus: AII/14; Layer: 3

Small fragment of vessel with short knob, calcite round body, medium fabric and medium texture, pink slip on pinkish surface

ccc xvi. Locus: AII/14; Layer: 3

Vessel fragment with short pointed knob, medium fabric and coarse texture, pink slip on pinkish surface

ccc xvii. Locus: AIII/11; Layer: 5

Broken knob of lid or dabber, large size, highly smoothed surface carved with 'circle with a vertical line', medium fabric and fine texture with black core, red slip on pinkish surface

ccc xviii. Locus: AIII/11; Layer: 5

Small fragment of pot bearing small holes at regular intervals, medium fabric and coarse texture, pink slip on pinkish surface.

ccc xix. Locus: AII/19; Layer: 3

Fragment of water flask with semi-circular lug (side view), thick fabric and medium texture, red slip on pinkish surface.

ccc xx. Locus: AII/19; Layer: 3A

Broken lug of water flask (side view), thick fabric and medium texture, red slip on pinkish surface.

ccc xxi. Locus: AII/16; Layer: 4

Fragment of water flask with semi-circular lug (side view), thick fabric and medium texture, pinkish slip on pinkish surface.

ccc xxi. Locus: AII/19; Layer: 4

Fragment of water flask with semi-circular lug (side view), thick fabric and medium texture, red slip on pinkish surface.

ccc xxi. Locus: BII/7; Layer: 3

Broken lug of water flask, thick fabric and medium texture, brownish slip on pinkish surface.

ccc xiv. Locus: AII/19; Layer: 3A

Fragment of water jug with base of broken lug, medium fabric and fine texture, buff slip on pinkish surface.

ccc xv. Locus: AII/16; Layer: 2

Broken lug of jug in oblong section, medium fabric and medium texture, pinkish slip on pinkish surface.

ccc xvi. Locus: AII/16; Layer: 4

Broken lug of jug in oval section, medium fabric and medium texture, pinkish slip on pinkish surface.

ccc xvii. Locus: AII/19; Layer: 3

Broken lug of jug in oval section with ribbed pattern on outer side, medium fabric and coarse texture, pink slip on pinkish surface.

ccc xviii. Locus: AII/19; Layer: 3A

Broken lug of jug in oblong section, thick fabric and fine texture, pinkish slip on pinkish surface.

ccc xix. Locus: AII/18; Layer: 3

Broken lug of jug with a ridge and carved lines round body, medium fabric and fine texture, brownish slip on pinkish surface.

ccc xx. Locus: AII/20; Layer: 2

Small fragment of large dish with a broken handle, thick fabric and coarse texture, red slip on pinkish surface.

ccc xxi. Locus: AII/15; Layer: 1

Small fragment of vessel with a broken handle, medium fabric and medium texture, pinkish slip on pinkish surface.

B. Description of Drawn Pottery

Large Troughs and Basins

268. Fig. 32. Locus AIII/11, layer 4. Large solid flat base of trough or basin with flat-topped inverted rim, tapering side walls, thick section with thick black core, rough surface; red slip on buff surface.

303. Fig. 33. Locus AII/15, layer 5. Large thick flat base of basin, vertical walls of medium fabric, smoothed surface; interior pink and red slip applied on exterior.

Large Quenching Pots

108. Fig. 21. AII/14, layer 4. Large quenching pot with thick beaded rounded rim, slopping side walls, thick fabric with thick core; red slip on pinkish surface.

116. Fig. 22. Locus BII/7, layer 2. Large quenching pot with everted rounded rim, a shallow gutter and a grooved line encircled inside rim, projected collar below rim; pink slip applied on both sides.

118. Fig. 23. Locus AII/19, layer 3a. Large quenching pot with turn-out rounded rim, slopping side walls, coarse texture, medium section with thin black core; red slip on interior texture,
271. Fig. 32. Locus AIII/11, layer 3a. Quenching pot with large flat base, tapering side walls, thick section with thick black core, coarse texture; red slip on buff surface.
305. Fig. 33. Locus AII/19, layer 3a. Quenching pot with large flat base, tapering side walls with medium fabric, well-fired, grooved lines round base; red slip on both sides.

Medium and Small Quenching Pots

214. Fig. 29. Locus AII/20, layer 5. Quenching pot with out-curved beaked rim, tapering side walls, pair of grooves round body, thick fabric with thin black core, smoothed surface; pink slip on pinkish surface.
270. Fig. 32. Locus AIII/11, layer 5. Quenching pot with large flat base, slopping side walls, thick section with thick black core, grooved line round base, coarse surface; red slip on buff surface.
302. Fig. 33. Locus AII/15, layer 3. Quenching pot with solid flat base, tapering side walls with medium fabric and thin black core, a pair of gutter lines round lower body, coarse surface; pink slip applied on both sides.

Large Water Vessels

4. Fig. 14. Locus AII/19, layer 3a. Large water pitcher with out-curved beaded rim, short neck with low ridge below rim, a pair of gutter lines round inner rim, medium fabric with thin black core, smoothed surface; pink slip on pinkish surface.
18. Fig. 15. Locus AII/15, layer 3a. Water vessel with turn-out projected rim, a deep groove below rim, thick fabric with thin black core, smoothed surface; red slip on buff surface.
19. Fig. 15. Locus AII/15, layer 2. Large water vessel with flat-topped extended out-curved rim, a thick ridged line round neck, medium fabric with thin black core; pink slip on pinkish surface.
27. Fig. 16. Locus AII/14, Layer 4. Large water vessel with semi-circular everted rim, smoothed surface, black band round shoulder, medium fabric; red slip on pinkish surface.

32. Fig. 16. Locus AII/19, layer 3a. Water pitcher with out-curved oblique rim and tall vertical neck, globular body, shoulder painted with a black band and leaf pattern, smoothed surface, medium fabric; red slip on pinkish surface.
40. Fig. 17. Locus AII/19, 3a. Large water vessel with flat-topped rectangular rim, a thick ridge round and horizontal groove below neck, medium fabric, smoothed surface; red slip on pinkish surface.
57. Fig. 18. Locus AII/19, layer 1. Large water vessel with out-curved rectangular rim, a pair of grooves round neck, medium fabric with thick black core, smoothed surface; red slip on pinkish surface.
79. Fig. 19. Locus AII/15, layer 2. Large water vessel with flat-topped triangular rim, a thick ridge round neck and a pair of horizontal grooves below rim, medium fabric, well-fired; pink slip on pinkish surface.
80. Fig. 19. Locus AII/14, layer 5. Large water vessel with flat-topped extended rim, a thick ridge below rim, medium fabric with thin black core, smoothed surface; pink slip on both sides.
128. Fig. 24. Locus AIII/16, layer 4. Storage vessel with out-curved oblique rim, a low ridge below rim, thin fabric with coarse surface; pink slip on pinkish surface.
244. Fig. 30. Locus AII/20, layer 3. Large water vessel with turn-out rounded rim, a thin ridge round neck, thin fabric, smoothed texture; red slip on pinkish surface.
339. Fig. 35. Locus AII/14, layer 2. Large storage vessel with flat-topped everted rectangular rim encircled by horizontal grooves, medium fabric; red slip applied on interior and exterior.

Medium Pitchers

5. Fig. 14. Locus AII/19, layer 3a. Water pitcher with out-curved semi-circular rim, concave from inner side, a thin groove round shoulder, thin fabric with thin black core, coarse surface; red slip applied on both sides.
9. Fig. 14. Locus AII/19, layer 3a. Water vessel with flat-topped triangular rim encircled by a pair of grooves, thin fabric and well-fired; pink slip on buff surface.

22. Fig. 16. Locus AII/15, layer 4. Water pitcher with out-curved rounded rim, internally incurved, medium fabric, smoothed surface; red slip on red surface.
30. Fig. 16. Locus AII/19, Layer 3a. Water pitcher with out-curved oblique rim, internally incurved, projected collar below rim, denticulate pattern round shoulder, medium fabric with black core, smoothed surface; externally red slip on pinkish surface.
33. Fig. 16. Locus AII/19, layer 3a. Water pitcher with out-curved oblique rim, projected collar below rim, medium fabric with thin black core, smoothed surface; red slip on pinkish surface.
38. Fig. 17. Locus AII/19, layer 3a. Water pitcher with slanting projected rim, tall vertical neck, medium fabric, thin texture; red slip on pinkish surface.
39. Fig. 17. Locus AII/19, layer 3a. Water pitcher with flat-topped nail headed rim, internally concave, a thick ridge below neck, tall vertical neck with expanded body, black painted band round neck and traces of leaf pattern on shoulder, medium fabric; red slip on pinkish surface.
41. Fig. 17. Locus AII/19, layer 3a. Water pitcher with splayed rim, outer side made in steps, horizontal grooves round rim, medium fabric with thin black core, smoothed surface; red slip on pinkish surface.
45. Fig. 17. Locus AII/19, layer 3. Water pitcher with out-curved splayed rim, a pair of thick grooves round neck and traces of five engraved lines round shoulder, thin fabric; red slip on pinkish surface.
46. Fig. 17. Locus AII/19, layer 3a. Water vessel with slightly thick projected rim, beaded shape from outer side, medium fabric and smoothed surface; red slip-on pinkish surface.
48. Fig. 17. Locus AII/19, layer 3. Water pitcher with out-curved projected rim, a pair of thin grooves round rim, medium fabric and smoothed surface; red slip on red surface.
49. Fig. 17. Locus AII/19, layer 3. Water pitcher with concave-topped triangular rim, medium fabric, smoothed surface; red slip on pinkish surface.
51. Fig. 18. Locus AII/19, layer 3a. Water pitcher with out-curved rounded rim, pair of grooves round shoulder, thin fabric, smoothed surface; red slip on pinkish surface.
53. Fig. 18. Locus BII/7, layer 2. Water pitcher with out-curved oblique rim, concave neck, thin fabric with thin black core, smoothed surface, burning signs seen on rim; pink slip on pinkish surface.
56. Fig. 18. Locus AII/19, layer 1. Water pitcher with everted round rim, short neck, smoothed surface, thin fabric; pink slip on pinkish surface.
59. Fig. 18. Locus AII/13, layer 4. Water pitcher with out-curved straight rim, tall concave neck, a grooved line near neck, circles at regular intervals and denticulate design round shoulder, thin fabric with black core, smoothed surface; red slip applied on both sides.
60. Fig. 18. Locus AII/19, layer 3a. Water pitcher with out-curved rounded rim, short concave neck, thin fabric with black core; red slip applied on pinkish surface below rim.
61. Fig. 18. Locus AII/19, layer 1. Water pitcher with vertically thick beaded rim, horizontal grooves round and projected collar below rim, thin section with black core; red slip applied on both sides.
70. Fig. 19. Locus AII/19, layer 3a. Water pitcher with turn-out straight rim, short convex neck, medium section, smoothed surface; red slip applied partially on interior and exterior.
71. Fig. 19. Locus AII/14, layer 3. Water pitcher with turn-out straight rim, low collar below rim, short convex neck, burning signs seen on rim, coarse texture; red slip on both sides.
72. Fig. 19. Locus AII/19, layer 3a. Water pitcher with out-curved straight rim, thick collar below rim, medium section with thin black core, coarse texture; red slip on both sides.
73. Fig. 19. Locus AII/14, layer 3. Water pitcher with out-curved concave rim, short neck, a pair of horizontal grooves round body, medium fabric with thin black core, smoothed texture; red slip-on exterior.
74. Fig. 19. Locus AII/19, layer 3a. Water pitcher with flat-topped concave rim, low ridge below rim, short neck, medium section with thin black core, coarse texture; red slip on buff surface.
75. Fig. 19. Locus AII/19, layer 3a. Water pitcher with out-curved straight rim, medium fabric,

- Roman letter X marked on interior rim, well-fired, smoothed surface; ivory slip on buff surface.
81. Fig. 19. Locus AII/14, layer 1. Water pitcher with thick beaded rim, a projected collar below and grooves round rim, medium fabric, partly smoothed texture; red slip on pinkish surface.
82. Fig. 20. Locus AIII/11, layer 2. Water pitcher with out-curved pointed rim, a thick ridge round rim, low neck, medium fabric, smoothed surface; pink slip on pinkish surface.
83. Fig. 20. Locus AIII/11, layer 1. Water pitcher with flat-topped short everted rim, a ridged line below rim, short concave neck, medium fabric with black core, smoothed texture; red slip on pinkish surface.
84. Fig. 20. Locus AII/15, layer 1. Water pitcher with flat-topped rectangular rim and projected base, short concave neck, medium fabric, smoothed texture; red slip on pinkish surface.
86. Fig. 20. Locus BII/7, layer 2. Water pitcher with out-curved triangular rim, tall concave neck, medium fabric with thin black core, smoothed texture; red slip on pinkish surface.
88. Fig. 20. Locus AII/15, layer 2. Water pitcher with concave-topped rectangular rim, tall vertical neck, thin section, smoothed texture, well-fired; pink slip on pinkish surface.
89. Fig. 20. Locus AII/19, layer 3a. Water pitcher with out-curved triangular rim, medium section, smoothed texture, well-fired; red slip applied on both sides.
90. Fig. 20. Locus BII/7, layer 3. Water pitcher with out-curved collared rim, short vertical neck, medium fabric, smoothed surface; red slip applied on both sides.
92. Fig. 20. Locus BII/6, layer 2. Water pitcher with out-curved beaded rim, a horizontal groove round rim, concave neck, Roman letter XX twice marked on interior side, thin fabric; red slip-on pink surface.
93. Fig. 20. Locus AIII/15, layer 1. Water vessel with flat-topped rounded rim, a thin horizontal groove round rim, straight neck, thin fabric; off white slip on pinkish surface.
94. Fig. 20. Locus BII/7, layer 3. Water pitcher with oblong rounded rim, low collar below rim, a shallow gutter line round rim, short concave neck, a series of triangular scars seen on external rim, thin section, fine texture; red slip on pinkish surface.
95. Fig. 20. Locus AII/15, 3a. Water pitcher with out-curved triangular collared rim, a gutter line round rim, concave neck, medium section with thin black core, smoothed texture; red slip-on pinkish surface.
99. Fig. 20. Locus AII/19, layer 3a. Water vessel with out-curved pointed rim and low projected collar below it, straight neck, thin fabric with thin black core; pink slip applied on both sides.
100. Fig. 20. Locus AIII/11, layer 2. Water pitcher with out-curved rounded rim, tall concave neck, thick section with black core, smoothed surface; red slip on pinkish surface.
101. Fig. 20. Locus AII/19, layer 3a. Water pitcher with out-curved triangular rim, concave neck, medium fabric, rough surface; red slip on pinkish surface.
103. Fig. 20. Locus AII/19, layer 3a. Water vessel with slightly everted rounded rim, short concave neck, medium fabric, smoothed surface; red slip applied on both sides.
144. Fig. 25. Locus AII/14, layer 4. Water pitcher with out-curved everted rim, grooved lines round inner body, medium fabric and texture, smoothed surface; red slip on pinkish surface.
216. Fig. 29. Locus AII/20, layer 3. Water pitcher with out-curved straight rim, vertical neck, a pair of grooves round neck, thin fabric, smoothed surface; red slip applied on both sides.
239. Fig. 30. Locus AII/20, layer 4. Water pitcher with out-curved beaked rim, vertical rim, denticulate designs round shoulder, medium fabric, smoothed surface, well-fired; red slip on pinkish surface.

Standard and Small Pitchers

42. Fig. 17. Locus AII/19, layer 3a. Water pitcher with stepped flaring rim, deep grooves below rim, low concave neck, medium fabric with black core, smoothed surface; red slip on pinkish surface.
44. Fig. 17. Locus AII/19, layer 3. Water pitcher with flat-topped pointed rim, short vertical neck, deep grooves round rim and neck, medium fabric, smoothed surface; red slip applied internally.

47. Fig. 17. Locus AII/19, layer 3. Water vessel with out-curved collared rim, a grooved line below rim, tall vertical neck, medium fabric, partly gritty surface; red slip on gritty surface.
65. Fig. 19. Locus AII/15, layer 3. Water vessel with out-curved straight rim, a collar below rim and a pair of horizontal grooves round shoulder, thin fabric with thin black core, smoothed texture; pink slip on pinkish surface.
68. Fig. 19. Locus AII/19, layer 3a. Water vessel with flat-topped triangular rim, internally concave and externally convex below rim, concave neck, thin section, smoothed texture; red slip partially applied at shoulder level on exterior and interior.
76. Fig. 19. Locus AII/15, layer 2. Water vessel with everted rim, a gutter line along with a pair of horizontal grooves below rim, medium fabric, ill-fired; red slip on pinkish surface.
91. Fig. 20. Locus AII/20, layer 4. Water pitcher with out-curved semi-circular rim, short concave neck, thin fabric, well-fired, partly smoothed surface; red slip on red surface.
173. Fig. 27. Locus AII/15, layer 4. Standard water vessel with flat-topped turn-out beaked rim, a pair of horizontal grooves below rim, tall vertical neck, thin fabric, well-fired, smoothed surface; pink slip on pinkish surface.
174. Fig. 27. Locus AII/15, layer 3. Water vessel with flat-topped beaked rim, horizontal grooves round neck below rim, tapering neck, thin fabric, smoothed texture; red slip applied on interior and exterior.
175. Fig. 27. Locus AII/15, layer 3. Water vessel with slightly oblique-cut everted rim, slightly concave from inner side, vertical neck, three gutter lines round neck below rim, thin section, smoothed texture; pink slip applied on exterior and interior.

Large Storage Vessels

1. Fig. 14. Locus AII/19, layer 3a. Storage vessel with flat-topped thick everted rim, a low ridge below rim, short tapering neck, thick fabric with thick black core, rope pattern round shoulder; red slip on exterior surface.
2. Fig. 14. Locus AII/19, layer 3a. Neckless storage vessel with out-curved short rounded rim, a pair of grooves round shoulder, Roman letter XX twice marked enclosed within three vertical lines on inner rim, thick fabric with thin black core, smoothed surface; red slip on both sides.
10. Fig. 14. Locus AII/19, layer 3a. Storage vessel with flat-topped thick rounded rim, a thick ridge below rim, low concave neck, thick fabric with thick black core; red slip on pinkish surface.
12. Fig. 15. Locus AII/15, layer 2. Storage vessel with thick rounded rim, a gutter line round rim, low concave neck, smoothed surface, thick section with thick black core; red on pink.
21. Fig. 15. Locus AII/19, layer 3a. Storage vessel with oblique squarish rim, a thick ridge below rim, short concave neck, coarse surface, medium section with thin black core; red slip on pinkish surface.
105. Fig. 21. Locus AII/15, layer 4. Storage vessel with flat-topped rounded rim, low ridge below rim, short concave neck, thick fabric with thick black core, smoothed surface; red slip applied on pinkish surface.
109. Fig. 21. AII/19, layer 3a. Neckless storage vessel, with out-curved rectangular rounded rim, thick fabric with thin black core, smoothed surface; red slip on pinkish surface.

Medium Storage Vessels

6. Fig. 14. Locus AII/19, layer 3a. Neckless storage vessel with out-curved rounded rim, concave from inner side, medium fabric, smoothed surface; pink slip on pinkish surface.
13. Fig. 15. Locus AII/15, 3a. Storage vessel with extended out-curved oblique collared rim, short concave neck, thick fabric with thick black core, smoothed texture; red slip on buff surface.
17. Fig. 15. Locus AII/15, layer 1. Storage vessel with flat-topped short out-curved rim, low ridge below rim, short concave neck, medium section with thin black core; red slip on buff surface.
24. Fig. 16. Locus AII/14, Layer 4. Storage vessel with flat-topped projected rim, highly projected ridge below rim, short concave neck, thick fabric with thick black core; red slip on pinkish surface.
55. Fig. 18. Locus AII/15, layer 3. Storage vessel with out-curved rounded rim, short neck, a grooved line round rim, medium fabric with black core, smoothed surface; red slip on pinkish surface.

110. Fig. 21. AII/19, layer 5. Neckless storage vessel with out-curved rectangular rim, thick fabric with thin black core, smoothed surface; red slip on pinkish surface.

337. Fig. 35. Locus AII/19, layer 3a. Neckless storage vessel with flat-topped inverted rim, three holes round shoulder at regular interval, thick fabric with black core, coarse surface; red slip applied on interior and exterior.

Small Storage Vessels

8. Fig. 14. Locus AII/19, layer 3a. Storage vessel with flat-topped everted rim, thin ridge below rim, vertical neck, thick fabric with thick black core; red slip on buff surface,

15. Fig. 15. Locus AII/19, layer 3a. Storage vessel with out-curved rounded rim, short concave neck, a thick ridged round rim, thick fabric with thick black core, smoothed texture; pink slip on buff surface.

26. Fig. 16. Locus AII/19, layer 4. Storage vessel with flat-topped triangular rim, grooves round shoulder, short neck, thin fabric with black core, smoothed surface; red slip on pinkish surface.

34. Fig. 17. Locus AII/19, layer 3a. Medium sized pitcher with out-curved oblique rim, short concave neck with expanded shoulders, a pair of grooves round shoulder, thin fabric, smoothed surface; red slip applied on exterior till mid of globular body of the pot.

43. Fig. 17. Locus AII/19, layer 3a. Storage vessel with out-curved pointed rim, a thick groove below rim, short concave neck, a red band round tip of inner rim, medium fabric, smoothed surface; red slip on pinkish.

96. Fig. 20. Locus AII/19, layer 3a. Neckless storage vessel with everted oblique rim, expanded body, medium fabric, smoothed texture; pink slip on pinkish surface.

Various Small Vessels

77. Fig. 19. Locus AII/14, layer 3. Small vessel with out-curved triangular beaked rim, globular lower body, thin section with thin greenish core, smoothed surface; red slip applied on both sides.

102. Fig. 20. Locus AIII/11, layer 3. Small vessel with out-curved rounded rim, low concave neck, burning signs on outer rim, thin fabric, fine texture; red slip on pinkish surface.

131. Fig. 25. Locus AII/18, layer 1. Small ripple-shouldered vessel with vertical rim, fine thin fabric, smoothed surface; red slip on pinkish surface.

154. Fig. 26. Locus AII/19, layer 3a. Small vessel with flat-topped beaked rim, a thin ridge and a grooved line below rim, vertical neck, thin fabric, smoothed surface; red slip on both sides.

169. Fig. 27. Locus AII/15, layer 3. Small neckless vessel with out-curved pointed rim, globular lower body, thin section, smoothed surface; red slip on exterior and partially on interior surface.

170. Fig. 27. Locus AII/15, layer 3. Small ripple-shouldered vessel with vertical tipped rim, fine thin section, fine smoothed texture, well-fired; red slip on interior and exterior.

171. Fig. 27. Locus AII/15, layer 4. Neckless vessel with out-curved pointed rim, globular lower body, thin section, smoothed surface; red slip on exterior and partially on interior.

255. Fig. 31. Locus BII/6, layer 1. Storage vessel with beaked type concave-topped everted rim, a pair of horizontal grooves round neck, fine thin section, smoothed texture; red slip on both sides.

263. Fig. 31. Locus AII/19, layer 3a. Fashion ware storage vessel with out-curved rounded rim, a thin ridge round rim, short vertical neck, a pair of horizontal grooves round shoulder, globular lower body, fine thin fabric; red slip on both sides.

Cooking Pots

16. Fig. 15. Locus AIII/11, layer 5. Cooking pot with out-curved rounded rim, low neck, burning signs seen on rim, thick section with black core, partly smoothed texture; pink slip on buff surface.

23. Fig. 16. Locus AII/15, layer 4. Cooking pot with out-curved rounded rim, low neck, a shallow gutter line round shoulder, thin fabric, smoothed surface; red on pinkish surface.

29. Fig. 16. Locus AII/14, Layer 4. Cooking pot with out-curved straight rim and rippled shoulders,

- short vertical neck, medium fabric, smoothed surface; red slip on pinkish surface.
31. Fig. 16. Locus AII/19, layer 3a. Cooking pot with out-curved rounded rim, slightly concave from inner side, shoulders slightly sunken, burning signs seen on exterior, thin fabric with black core; red slip on buff color.
35. Fig. 17. Locus AII/19, layer 4. Neckless cooking pot with out-curved oblique rim, short neck with expanded body, gutter line encircled on shoulder near neck, medium fabric with thin black core, smoothed surface; red slip on pinkish surface.
36. Fig. 17. Locus AII/19, layer 3a. Neckless cooking pot with out-curved oblique rim, wide globular body, a Roman letter V marked on inner rim, burning signs seen on rim, medium fabric, smoothed surface; red slip on pinkish surface.
37. Fig. 17. Locus AII/19, layer 5. Neckless cooking pot with out-curved oblique rim, expanded body, a pair of wavy lines marked on inner rim, parallel grooved lines round shoulder, medium fabric with thin black core, smoothed surface; red slip on pinkish surface.
52. Fig. 18. Locus AII/19, layer 3a. Neckless cooking pot with out-curved oblique rim, globular body with thick and thin grooved lines on shoulder, thin fabric, smoothed surface; red slip on pinkish surface.
54. Fig. 18. Locus AII/19, layer 3a. Cooking pot out-curved oblique rim and rippled shoulders, short neck, a horizontal groove round shoulder, medium fabric with black core, smoothed surface; pink slip applied on pinkish surface.
63. Fig. 19. Locus AIII/, layer 3a. Neckless cooking pot with extended out-curved oblique rim and rippled shoulder rim, medium section, partly smoothed surface; pink slip on pinkish surface.
64. Fig. 19. Locus AII/19, layer 3a. Neckless cooking pot with out-curved oblique rounded rim, three vertical lines on inner rim, a thick ridge round shoulder, medium fabric, smoothed texture; red slip applied on exterior and partly on interior.
66. Fig. 19. Locus AII/19, layer 3a. Neckless cooking pot with out-curved oblique rim, a pair of horizontal grooves along with a gutter line round shoulder, a Ω -shaped appliqué lug provided to the shoulder, burning signs seen on exterior, fine thin section; red slip on buff surface on exterior.
67. Fig. 19. Locus AIII/11, layer 5. Cooking pot with everted straight rim, medium fabric, short neck, burning signs seen on rim, partly smoothed texture; pink slip applied on exterior and partly on interior.
69. Fig. 19. Locus AII/19, layer 3a. Cooking pot with out-curved rounded rim, low collared neck, a pair of horizontal grooves round shoulder, thin fabric, smoothed texture, well-fired; red slip on pinkish surface.
78. Fig. 19. Locus AII/15, layer 3a. Neckless cooking pot with oblique-cut out-curved rim, a pair of horizontal grooves round shoulder, medium fabric and texture; well-fired; red slip on pinkish surface.
157. Fig. 26. Locus AII/19, layer 3a. Neckless cooking pot with oblique out-curved concave-topped rim, thin fabric, smoothed surface, well-fired; pink slip on pinkish surface.
249. Fig. 31. Locus AII/15, layer 3a. Neckless cooking pot with out-curved oblique rim, globular body with a horizontal groove round shoulder, thin fabric, smoothed texture, well-fired; red slip on both sides.

Large and Standard Jars

3. Fig. 14. Locus AII/19, layer 3a. Small jar with out-curved triangular rim, concave neck, thin fabric, smoothed surface, black sooth and burning signs seen on rim; pink slip on pinkish surface.
11. Fig. 14. Locus AII/19, layer 3a. Small vessel with thick rounded rim, low concave neck, thin fabric, well-fired; externally off-white slip on pinkish surface.
20. Fig. 15. Locus AII/19, layer 3a. Small vessel with flat-topped extended rim, tall concave neck, thin fabric, coarse texture, well-fired; red slip on pinkish surface.
25. Fig. 16. Locus AII/19, layer 4. Medium sized vessel with out-curved collared rim, tall concave neck, thin texture with thin black core; red slip on pinkish surface.
28. Fig. 16. Locus AII/ 19, Layer 4. Medium jar with flat-topped collared rim, tall concave neck, a group of three lines painted at regular intervals and black band below neck, thin texture, smoothed surface; red slip on red surface.

87. Fig. 20. Locus AII/20, layer 4. Standard vessel with flanged-cut everted rim, tall vertical neck, thick section, well-fired; pink slip on pinkish surface.
133. Fig. 25. Locus AII/14, layer 4. Standard jar with flat-topped everted rim, tall neck, a grooved line round rim, thin fabric, smoothed surface, well-fired; red slip on pinkish surface.
145. Fig. 26. Locus AII/19, layer 3a. Small jar with splayed rim, tall neck, thick grooves round neck below rim, thin fabric, fine smoothed surface, well-fired; red slip applied on both sides.
148. Fig. 26. Locus AII/19, layer 3a. Medium sized jar of fashion ware with out-curved straight rim, thick grooves round neck and a pair of incised lines round inner rim, thin fabric and fine smoothed surface, well-fired; red slip applied on both sides.
149. Fig. 26. Locus AII/19, layer 3a. Medium sized jar with flat-topped everted rim, low collar below rim, tall neck with grooved lines round it, thin fabric, fine smoothed surface; red slip applied on both sides.
152. Fig. 26. Locus AII/19, layer 3a. Small jar with flat-topped everted rim, tall neck with a thin embossed line round it, thin fabric, smoothed surface, well-fired; red slip on both sides.
338. Fig. 35. Locus AII/19, layer 3a. Large jar with out-curved projected rim, medium fabric with smoothed texture, well-fired; pink slip on pinkish surface.

Tall Narrow-mouthed Jars

159. Fig. 26. Locus AII/19, layer 3a. Neckless fashion ware tall body jar with everted oblique rim, tapering body, exterior surface painted with vertical red bands, fine thin fabric, smoothed surface; red slip on both sides.
177. Fig. 27. Locus AII/19, layer 4. Neckless fashion ware tall body jar with flat-topped flanged rim, ridged line round rim, tapering body, medium fabric, well-fired; pink slip on pinkish surface.
181. Fig. 27. Locus AII/15, layer 3. Small vessel with short everted collared rim, a deep line below rim, thin fabric, smoothed surface, well-fired; red slip applied on both sides.

Small Globular Vessels (Fashion ware)

156. Fig. 26. Locus AII/19, layer 3a. Small cordoned vessel with sharp everted rim, globular body, thin fabric, smoothed surface; red slip on rim and upper body and buff on inner and outer lower body.
208. Fig. 29. Locus AII/19, layer 3a. Small globular vessel with short oblique rim, expanded shoulder with tapering side walls, thin fabric, smoothed surface, well-fired; red slip applied on lower body and buff above shoulder.
210. Fig. 29. Locus AII/19, layer 3a. Small globular vessel with short everted rim, thin section, smoothed surface; red slip on both sides.
232. Fig. 30. Locus AII/20, layer 2. Small vessel with sharp oblique rim, globular body, burning signs seen on exterior, thin fabric and texture, well-fired; red slip on pinkish surface.
241. Fig. 30. Locus AII/14, layer 4. Small globular vessel with short everted rim, thin fabric, smoothed texture, well-fired; red slip on both sides.

Jumbo Storage Bowls

14. Fig. 15. Locus AII/15, layer 4. Storage bowl with thick rounded rim, projected collar below rim, thick section with thick black core, coarse texture; pink slip on pinkish surface.
62. Fig. 18. Locus AII/20, layer 2. Shallow storage bowl with flat-topped squarish rim, a thick ridge below rim, thick fabric with thick black core, smoothed texture; red slip applied on pinkish surface.
112. Fig. 22. Locus AII/19, layer 3a. Jumbo sized storage bowl with thick round collared rim, a wavy line round body below rim, thick section with thick black core, coarse texture; red slip applied on interior and partly on exterior.
115. Fig. 22. Locus AII/15, layer 3. Storage bowl with semi-circular everted rim, a grooved line below rim and a wavy line round body, medium section with black core, coarse surface; red slip applied on inner side.

117. Fig. 23. Locus AII/15, layer 3a. Jumbo sized deep bowl with oblong beaded rim, a cordon of rope pattern round lower body, thick fabric with black core, partly coarse surface; red slip on interior and partly on exterior.
119. Fig. 23. Locus AII/15, layer 3a. Storage bowl with oblong rim, concave from inner side, thick section with black core, coarse texture; red slip applied on interior surface.
120. Fig. 23. Locus AII/15, layer 3. Storage bowl with slightly edge-cut rounded rim, thick fabric with thin black core, coarse surface; red slip on buff surface on inner surface.

Large Serving Bowls

50. Fig. 17. Locus AII/19, layer 3. Large storage bowl with flat-topped thick rectangular rim encircled with a pair of thin grooves, medium fabric with black core; red slip on pinkish surface.
58. Fig. 18. Locus AII/19, layer 1. Large shallow bowl with hemispherical topped rim, a small collar and a pair of horizontal grooves round shoulder below rim, thin fabric, smoothed surface, well-fired; red slip applied on both sides.
104. Fig. 20. Locus AII/19, layer 3a. Large deep bowl with short triangular flaring rim, medium section, smoothed surface well-fired; red slip on pinkish surface.
106. Fig. 21. Locus AII/15, layer 4. Large bowl with projected squarish rim, medium fabric, smoothed surface; internally red slip applied on pinkish surface.
111. Fig. 21. Fig. 2. AII/14, layer 3a. Large bulbous shallow bowl with slightly out-curved triangular rim, thin fabric; red slip on pinkish surface.
113. Fig. 22. Locus AII/15, layer 3a. Large deep bowl with splayed rounded rim, a shallow gutter round shoulder below rim and grooves round body, thick fabric with thick black core, coarse texture; red slip applied internally.
114. Fig. 22. Locus AII/19, layer 3a. Large deep bowl with round beaked rim, grooved lines round body, thick section with thick black core; red slip on interior partly on exterior,
121. Fig. 24. Locus AIII/16, layer 3. Large storage bowl with flat-topped flanged rim, internally stepped-cut, thick fabric with thick black core, partly smoothed surface; red slip on both sides.
123. Fig. 24. Locus AII/20, layer 7. Large wide bowl with oblique triangular rim, thick section with thick black core, coarse surface; red slip on both sides.
124. Fig. 24. Locus AII/19, layer 3a. Large carinated storage bowl with out-curved triangular rim, medium fabric, calcite deteriorated the outer surface; red slip on both sides.
126. Fig. 24. Locus AII/20, layer 2. Large bowl with flat-topped projected squarish rim, a pair of horizontal grooves below rim, thick fabric, smoothed texture, well-fired; red slip on both sides.
127. Fig. 24. Locus AII/20, layer 3. Large shallow bowl with obliquely out-curved beaked rim, medium fabric, partly smoothed surface, well-fired; pink slip on pinkish surface.
129. Fig. 25. Locus AII/19, layer 3. Large wide mouthed bowl with rounded rim, tapering body, a horizontal groove below rim, medium fabric, smoothed surface; red slip on pinkish surface.
184. Fig. 27. Locus AII/15, layer 1. Large storage bowl with extended beaked rim, tapering side walls, a grooved line round body and a wavy line round inner side, medium section, well-fired; red slip applied internally on pinkish surface.
186. Fig. 27. Locus AII/15, layer 3a. Large wide bowl with out-curved thick rounded rim, tapering side walls, medium fabric, coarse texture; red slip applied on interior surface.

Medium Serving Bowls

97. Fig. 20. Locus AII/15, layer 2. Medium bowl with concave-topped squarish rim, medium fabric, smoothed texture, well-fired; red slip on pinkish surface.
122. Fig. 24. Locus AII/20, layer 7. Medium bowl with short incurved rounded rim, thick fabric with thick black core, partly smoothed surface; cream colour slip on pinkish surface.
125. Fig. 24. Locus AII/20, layer 2. Medium bowl with flat-topped oblique squarish rim encircled with a pair of horizontal grooves, a pair of horizontal grooves round body, medium fabric

with thick black core, smoothed surface; pinkish surface.

185. Fig. 27. Locus AII/15, layer 3a. Open mouthed shallow bowl with incurved rounded rim, lower hemispherical body, a pair of horizontal grooves below rim, medium fabric, smoothed texture, well-fired; pink slip applied on interior and exterior.

189. Fig. 28. Locus AII/19, layer 3a. Standard shallow bowl with out-curved rounded rim, a grooved line round body, thin fabric, smoothed surface, well-fired; red slip applied on both sides.

Medium Serving Bowls (fine thin fabric)

130. Fig. 25. Locus AII/14, layer 4. Medium carinated bowl with out-curved oblique rim, short convex side walls, smoothed surface, thin fabric, well-fired; red slip on pinkish surface.

135. Fig. 25. Locus AII/19, layer 4. Medium shallow body bowl with incurved rounded rim, short convex sides, horizontal grooves below rim, medium fabric, smoothed surface, well-fired; red slip on pinkish surface.

161. Fig. 26. Locus AII/19, layer 3a. Shallow round bowl with flat-topped projected triangular rim, ribbed pattern round interior and exterior body, medium fabric and texture; wavy lines painted in brown colour on pinkish surface both internally and externally.

162. Fig. 26. Locus AII/19, layer 3a. Shallow globular bowl with out-curved beaked rim, a pair of grooved lines below rim, thin section, well-fired; thick red slip on both sides.

166. Fig. 27. Locus AII/15, layer 3. Deep hemispherical bowl with out-curved beaked rim, thin section, smoothed surface, well-fired; red slip on both sides.

187. Fig. 28. Locus AII/19, layer 3a. Shallow globular bowl with flat-topped triangular rim, a grooved line below rim, upper body thick fabric and lower body thin, well-fired; red slip applied on both sides.

195. Fig. 28. Locus AII/19, layer 3. Hemispherical bowl with out-curved beaked rim, thin fabric and texture, well-fired; red slip on pinkish surface.

212. Fig. 29. Locus AII/19, layer 3a. Deep hemispherical bowl with concave-topped beaked rim, a pair of grooved lines below rim, thin fabric, smoothed texture well-fired; red slip on both sides.

215. Fig. 29. Locus AIII/16, layer 3. Deep hemispherical bowl with concave-topped beaked rim, a pair of grooved lines below rim, thin fabric, smoothed texture, well-fired; red slip on both sides.

233. Fig. 30. Locus AIII/16, layer 2. Hemispherical bowl with short everted oblique rim, a pair of grooves below rim, thin fabric, fine smoothed surface, well-fired; pink slip on pinkish surface.

256. Fig. 31. Locus AII/15, layer 1. Medium sized shallow bowl with flat-topped beaked rim, a pair of horizontal grooves round body, medium section, smoothed texture, well-fired, tapering walls; red slip on both sides.

257. Fig. 31. Locus AII/20, layer 4. Hemispherical bowl with flat-topped projected rim, a horizontal groove round upper body, medium fabric, smoothed surface, well-fired; red slip applied on both sides.

Standard Bowls (fine thin fabric)

134. Fig. 25. Locus AII/19, layer 4. Standard globular bowl with flat-topped extended rim encircled with a grooved line, a series of thick grooves round below rim, medium fabric, smoothed surface, well-fired; red slip on both sides.

140. Fig. 25. Locus AII/19, layer 5. Standard globular bowl with sharp straight rim, tapering lower body, thin fabric, smoothed surface, well-fired; red slip on pinkish surface.

155. Fig. 26. Locus AII/19, layer 3a. Hemispherical bowl with out-curved beaked rim, a pair of thick grooves round upper body below rim, thin fabric, smoothed surface; red slip on both sides.

160. Fig. 26. Locus AII/19, layer 3a. Hemispherical bowl with flat-topped projected rim, series of grooves round body below rim, medium fabric and texture, well-fired; pink slip on pinkish surface.

163. Fig. 26. Locus AII/19, layer 3a. Standard hemispherical bowl with flat-topped projected rim encircled with a grooved line, a pair of thick horizontal grooves below rim, medium fabric, smoothed surface, well-fired; pink slip on pinkish surface.
176. Fig. 27. Locus AII/15, layer 4. Medium sized globular bowl with flat-topped triangular rim encircled with a pair of horizontal grooves, a pair of thick horizontal grooves round upper body, medium fabric; red slip applied on both sides.
193. Fig. 28. Locus AII/19, layer 3. Standard bowl with projected triangular rim, shallow globular body, a pair of grooves round upper body below rim, medium fabric and texture; pink slip on buff surface.
194. Fig. 28. Locus AII/19, layer 3. Hemispherical bowl with flat-topped projected rim, a pair of grooves round body, medium fabric, smoothed surface, well-fired; red slip on pinkish surface.
197. Fig. 28. Locus AII/19, layer 3. Hemispherical bowl with incurved oblique rim, a pair of grooves round upper body, thin fabric; red slip on pinkish surface.
198. Fig. 28. Locus AII/19, layer 3. Standard bowl with short everted oblique rim, thin fabric, smoothed surface, well-fired; red slip on pinkish surface.
199. Fig. 28. Locus AII/19, layer 3. Hemispherical bowl with incurved oblique rim, a pair of grooves round upper body below rim, thin fabric, smoothed surface, well-fired; red slip on pinkish surface.
211. Fig. 29. Locus AII/19, layer 3a. Hemispherical bowl with flat-topped triangular rim encircled with a single groove, a pair of grooves below rim, thin section, well-fired; red slip applied on both sides.
217. Fig. 29. Locus AII/20, layer 3. Hemispherical bowl with everted beaked rim, a shallow gutter line below rim, thin section and texture, well-fired; red slip on both sides.
223. Fig. 30. Locus AII/20, layer 2. Standard bowl with thin rounded oblique rim, thin fabric and texture, smoothed surface; red slip on both sides.
225. Fig. 30. Locus AII/20, layer 4. Standard bowl with straight rounded rim, straight side walls, thin fabric, fine texture, smoothed surface, well-fired; red slip on both sides.
228. Fig. 30. Locus AII/20, layer 3. Shallow globular bowl with flat-topped projected rim, a pair of grooves below rim, thin fabric, smoothed surface, well-fired; red slip applied on both sides.
230. Fig. 30. Locus AII/20, layer 2. Shallow globular bowl with short everted oblique rim, a pair of horizontal grooves below rim, thin fabric, well-fired; red slip applied on both sides.
236. Fig. 30. Locus AII/20, layer 5. Globular bowl with projected rounded rim, a pair of horizontal grooves below rim, medium section, smoothed texture; red slip on pinkish surface.
237. Fig. 30. Locus AIII/16, layer 4. Hemispherical bowl with oblique-cut vertical rim, a pair of horizontal grooves below rim, thin fabric, smoothed surface well-fired; red slip applied on both sides.
238. Fig. 30. Locus AII/20, layer 4. Standard globular bowl with oblique-cut incurved rim, horizontal grooves below rim and hemispherical body, thin fabric, well-fired; red slip applied on both sides.
252. Fig. 31. Locus AIII/11, layer 2. Shallow bowl with concave-topped projected rim, a grooved line round body, fine thin section, smoothed texture, well-fired; red slip on both sides.
253. Fig. 31. Locus AII/15, layer 2. Standard shallow bowl with oblique-cut triangular rim, a pair of horizontal grooves below rim, medium section, smoothed surface, well-fired; red slip applied on both sides.
254. Fig. 31. Locus AII/20, layer 4. Hemispherical bowl with flat-topped projected rim, a horizontal groove round upper body, medium fabric, smoothed texture, well-fired; red slip applied on both sides.
259. Fig. 31. Locus AII/20, layer 4. Hemispherical bowl with flat-topped projected rim, a horizontal groove round upper body, medium fabric, smoothed surface, well-fired; red slip applied on both sides.
260. Fig. 31. Locus AII/14, layer 4. Hemispherical bowl with flat-topped narrow beaked rim, plain surface, fine thin section, smoothed texture well-fired; red slip applied on both sides.

264. Fig. 31. Locus AIII/11, layer 5. Standard globular bowl with flat-topped triangular rim, concave side walls below rim, a horizontal groove round body, medium section and smoothed texture, well-fired; red slip applied on both sides.
265. Fig. 31. Locus AII/15, layer 2. Standard globular bowl with inverted oblique-cut beaked rim, a pair of horizontal grooves below rim, thin fabric, smoothed texture well-fired; pink slip applied on both sides.
267. Fig. 31. Locus AII/15, layer 3a. Standard gray ware bowl with short out-curved rounded rim, a pair of horizontal grooves round body, tapering side walls, medium section and fine smoothed surface, well-fired; grey slip applied on both sides.

Wide-mouthed Medium and Small Bowls

272. Fig. 32. Locus AII/20, layer 5. Wide-mouthed shallow small bowl with low discoid base, a shallow grooved line on outer base, thin section, fine smoothed texture, well-fired; red slip on buff surface.
273. Fig. 32. Locus AII/15, layer 5. Wide-mouthed shallow medium bowl with low discoid base marked with string-cut impressions, tapering side walls, thin fabric, smoothed texture; red slip applied on both sides.
278. Fig. 32. Locus AII/15, layer 2. Wide-mouthed shallow small bowl with low discoid base marked with string-cut impressions, tapering side walls, thin fabric and texture, smoothed surface; red slip on pinkish surface.
279. Fig. 32. Locus AII/15, layer 3a. Wide-mouthed bowl with low discoid base marked with string-cut impressions, medium section and smoothed texture, well-fired; red slip applied on buff surface.
280. Fig. 32. Locus AIII/18, layer 3. Wide-mouthed shallow bowl with low discoid base, tapering side walls, horizontal grooves round lower body, medium section, and coarse texture: red slip on buff surface.
282. Fig. 32. Locus AII/20, layer 5. Standard shallow bowl with low discoid base, tapering side walls, thin section, fine smoothed surface, well-fired; red slip on pinkish surface.
283. Fig. 32. Locus AIII/11, layer 3. Wide-mouthed shallow bowl with low discoid base marked with string-cut impressions, slopping side walls, medium fabric, smoothed texture, well-fired; red slip on pinkish surface.
287. Fig. 32. Locus AII/15, layer 2. Wide-mouthed standard bowl with discoid base, tapering side walls, thin fabric, fine smoothed texture, well-fired; red slip on pinkish surface.
291. Fig. 33. Locus AII/15, layer 3. Wide-mouthed small drinking bowl with concave base, slopping side walls, thin section and fine texture, well-fired; red slip applied on interior and exterior.
292. Fig. 33. Locus AII/15, layer 3. Standard shallow bowl with low solid discoid base, tapering side walls, thin ridged line round lower body, medium section, well-fired; pink slip applied on both sides.
294. Fig. 33. Locus AII/14, layer 3. Standard shallow bowl with concave base, slopping side walls, fine thin section, coarse surface, well-fired; pink slip on pinkish surface.
298. Fig. 33. Locus AII/19, layer 3a. Standard shallow bowl with low discoid base marked with string-cut impressions, tapering side walls, thin fabric, well-fired, burning signs seen on interior and exterior; pink slip applied on both sides.
304. Fig. 33. Locus AII/14, layer 3. Wide-mouthed bowl with thick solid base, slopping walls with medium fabric, fine smoothed surface, well-fired; red slip on pinkish surface.
307. Fig. 33. Locus AII/15, layer 3. Wide-mouthed globular bowl with solid flat base, tapering side walls, a row of short vertical lines round lower body, medium fabric and fine texture, well-fired; red slip on buff surface.
308. Fig. 33. Locus AII/14, layer 3. Wide-mouthed bowl with low discoid base, tapering side walls with a pair of shallow gutters round lower body, medium fabric, fine smoothed texture; red slip on pinkish surface.
309. Fig. 33. Locus AII/19, layer 3a. Wide-mouthed globular bowl with low flat base, tapering side walls, medium fabric, smoothed texture, well-fired; red slip applied on both sides.

Standard and Small Drinking Bowls

138. Fig. 25. Locus AII/14, layer 7. Standard fashion ware globular bowl with incurved rounded rim, thin fabric, smoothed texture; grey slip on grey surface.
139. Fig. 25. Locus AII/19, layer 1. Standard fashion ware hemispherical bowl with slightly out-curved oblique rim, thin fabric and smoothed surface, well-fired; red slip applied on both sides.
141. Fig. 25. Locus AII/14, layer 4. Standard drinking bowl with sharp vertical rim and side walls, a pair of grooves below rim, lower body in round shape, thin fabric, smoothed texture; red slip on pinkish surface.
142. Fig. 25. Locus AII/14, layer 4. Medium sized deep bowl with obliquely out-curved triangular rim, a pair of grooves round body, thin fabric, smoothed surface; red slip applied on both sides.
143. Fig. 25. Locus AII/14, layer 4. Low carinated bowl with everted rim, thin fabric and smoothed surface, well-fired; red slip on pinkish surface.
164. Fig. 26. Locus AII/19, layer 3a. Standard hemispherical bowl with oblique-cut incurved rim, plain surface, medium fabric, well-fired; red slip on pinkish surface.
192. Fig. 28. Locus AII/19, layer 3a. Standard hemispherical bowl with flat-topped everted rim, a pair of grooves round body, thick fabric, smoothed surface, well-fired; red slip applied on both sides.
205. Fig. 28. Locus AII/19, layer 3. Standard grey ware bowl with short incurved tipped rim, a horizontal groove below rim, thin fabric, smoothed surface, well-fired; grey slip on grey slip.
209. Fig. 29. Locus AII/19, layer 3a. Small globular bowl with flat-topped incurved triangular rim, a pair of horizontal grooves below rim, thin fabric, smoothed texture, well-fired; red slip applied on both sides.
224. Fig. 30. Locus AIII/16, layer 2. Standard drinking bowl with incurved tipped rim, convex side walls, fine thin fabric, undecorated fine surface, well-fired; red slip applied on both sides.
226. Fig. 30. Locus AIII/16, layer 2. Standard globular bowl with low out-curved oblique rim, bulging body, thin fabric, smoothed surface, well-fired; red slip on both sides.

266. Fig. 31. Locus BII/6, layer 2. Standard globular bowl with oblique-cut inverted rim, a grooved line below rim, fine thin section, plain texture; red slip applied on both sides.

Standard and Small Cups

183. Fig. 27. Locus AII/19, layer 3. Wide-mouthed elongated cup with rounded oblique rim, lower body in carinated form, a finger impression on interior surface and ridged line round middle body, burning signs seen on rim, thick section, well-fired; pink slip on pinkish surface.
206. Fig. 28. Locus AII/19, layer 3. Standard bowl with slightly everted oblique rim, convex lower body, a grooved line round rim, thin fabric and smoothed surface, well-fired; red slip applied on both sides.

Cone-shaped Drinking Cups or Jars

269. Fig. 32. Locus AII/19, layer 3a. Cone-shaped cup with small solid flat base, tapering side walls, medium section, smoothed surface, well-fired; red slip on pinkish surface.
274. Fig. 32. Locus AIII/23, layer 3. Cone-shaped cup with flat base, tapering side walls, thick fabric with black core, coarse surface with mica; red slip on buff surface.
276. Fig. 32. Locus AII/15, layer 3a. Cone-shaped cup or jar with flat base, tapering side walls, thin fabric, coarse surface, burning signs seen on edges; red slip on pinkish surface.
277. Fig. 32. Locus AII/20, layer 5. Cone-shaped cup or jar with thick flat base marked with string-cut impressions, tapering side walls, medium fabric, coarse surface; red slip on pinkish surface.
281. Fig. 32. Locus AII/15 layer 1. Large cone-shaped bowl or jar with flat base and tapering walls, medium fabric, coarse texture; red slip on pinkish surface.
286. Fig. 32. Locus AIII/11, layer 5. Large cone-shaped bowl with flat base and tapering walls, series of grooves round lower body, medium fabric, coarse texture; pink slip on pinkish surface.
290. Fig. 33. Locus AII/14 layer 3. Cone-shaped shallow cup with thick flat base, slopping side walls with lower medium section and upper thin, fine smoothed surface; red slip on exterior surface.

295. Fig. 33. Locus AII/15, layer 4. Cone-shaped cup with low discoid base marked with string-cut impressions, slopping side walls, thin fabric, smoothed surface, well-fired; internally buff surface and externally red slip on buff surface.
296. Fig. 33. Locus AII/14, layer 5. Cone-shaped cup with low discoid base marked with string-cut impressions, thin fabric, partly smoothed surface, burning signs seen on exterior; partially red slip applied on interior and exterior.
297. Fig. 33. Locus AII/15, layer 3. Cone-shaped cup or jar with thick solid flat base and tapering side walls, medium section, smoothed texture, well-fired, burning signs seen on exterior; thick red slip applied on both sides.
306. Fig. 33. Locus AII/14, layer 1. Cone-shaped cup with low discoid base marked with string-cut impressions, tapering side walls, medium section, well-fired; red slip applied on interior and exterior.
311. Fig. 33. Locus AII/14, layer 2. Cone-shaped lower body of cup or jar with flat base, tapering side walls with grooves round body, fine thin section, smoothed texture, well-fired; red slip applied on exterior and partly on interior as well.
312. Fig. 33. Locus AII/14, layer 5. Cone-shaped lower body of cup with small flat base, a groove encircled on exterior base, converging side walls with horizontal grooves round lower body, fine thin section, smoothed surface, well-fired; red slip applied on both sides.
313. Fig. 33. Locus AII/19, layer 3a. Cone-shaped lower body of cup or jar with thick flat base marked with string-cut impressions, tapering side walls, medium section, coarse surface, well-fired; red slip applied on interior and exterior.

Cone-shaped Small Drinking Cups

299. Fig. 33. Locus AII/15, layer 4. Cone-shaped small cup with thick solid base marked with string-cut impressions, tapering side walls, medium section, grooved line round base, well-fired; red slip on pinkish surface.
300. Fig. 33. Locus AII/15, layer 5. Cone-shaped small cup with thick flat base marked with string-cut impressions, thin section, well-fired; pink slip on pinkish surface.

301. Fig. 33. Locus AII/14, layer 2. Cone-shaped small cup with thick flat base and a ridged line round it, tapering side walls, medium fabric, well-fired; red slip on pinkish surface.

Small Drinking Bowls and Cups (fashion ware)

146. Fig. 26. Locus AII/19, layer 3a. Fashion ware small drinking cup with everted beaked rim, globular body, thin fabric and fine smoothed surface, well-fired; red slip applied on both sides.
150. Fig. 26. Locus AII/ 19, layer 3a. Tulip-shaped small cup with flared rim, thin fabric, fine smoothed surface; red slip applied on both sides.
151. Fig. 26. Locus AII/19, layer 3a. Small drinking cup with out-curved triangular beaked rim, tapering side walls, thin fabric, fine smoothed surface; red slip applied on pinkish surface.
158. Fig. 26. Locus AII/19, layer 3a. Small drinking cup with out-curved oblique rim, carinated shoulders and bulging middle body, a pair of grooves round body, thin fabric, smoothed surface, well-fired; red slip applied on both sides.
204. Fig. 28. Locus AII/19, layer 3. Small drinking bowl with incurved rounded rim, upper body in concave shape, thin fabric, smoothed surface, well-fired; red slip applied on both sides.
221. Fig. 29. Locus AII/19, layer 3a. Small drinking bowl with short incurved oblique rim, hemispherical body, grooves round lower body, fine thin section and smoothed surface, well-fired; red slip applied on both sides.
227. Fig. 30. Locus AII/20, layer 3. Small drinking bowl with turn-out projected beaked rim, thin fabric and smoothed surface, well-fired; red slip applied on both sides.
234. Fig. 30. Locus AII/19, layer 3a. Small drinking bowl with out-curved short oblique rim, thin fabric, smoothed surface, well-fired; red slip applied on both sides.
240. Fig. 30. Locus AII/20, layer 1. Small drinking bowl with slightly concave sharp rounded rim, upper body in convex form and lower body in tapering shape, a pair of horizontal grooves below rim, medium fabric, smoothed surface, well-fired; pink slip on pinkish surface.

242. Fig. 30. Locus AII/20, layer 1. Wide-mouthed small drinking cup with oblique rounded rim, sloping side walls, medium fabric and smoothed surface; cream slip on buff surface.
246. Fig. 31. Locus AIII/11, layer 5. Tulip-shaped shallow drinking cup with out-curved beaked rim, thin section, smoothed texture, well-fired; red slip applied on internal pinkish surface.
250. Fig. 18 31. Locus AIII/11, layer 5. Tulip-shaped cup with S-shaped flared rim, thin section, smoothed texture, well-fired; red slip applied on both sides.
258. Fig. 18 31. Locus BII/6, layer 1. Small drinking bowl with concave-topped everted beaked rim, a thin horizontal depression below rim, fine thin section, smoothed texture; red slip applied on both sides.

Plates or Large and Medium Shallow Bowls

243. Fig. 30. Locus AII/19, layer 3a. Large sized shallow bowl with flat-topped projected rectangular rim, medium fabric, partly coarse surface; red slip on pinkish surface.
336. Fig. 35. Locus AII/15, layer 3a. Wide-mouthed shallow dish with rounded oblique rim, a thick ridged line below rim, slopping side walls, upper thick and lower thin fabric, micaceous elements seen on interior and exterior; red slip on red surface.

Large and Medium Dishes (Plates)

98. Fig. 20. Locus AIII/11, layer 5. Standard shallow dish with flat-topped rectangular projected rim encircled with grooves, medium fabric, coarse surface, well-fired; pink slip on pinkish surface.
188. Fig. 28. Locus AII/19, layer 3a. Standard shallow dish with flat-topped incurved rim, a pair of horizontal grooves below rim, low globular body with short convex sides, thin fabric; red slip applied on both sides.
190. Fig. 28. Locus AII/19, layer 3a. Large shallow dish with oblique-cut short incurved rim, a horizontal groove below rim and a pair of grooves round body, short convex side walls, thin fabric, well-fired; red slip applied on both sides.
231. Fig. 30. Locus AII/20, layer 5. Large shallow dish with obliquely incurved triangular rim, a

pair of horizontal grooves round body, thin fabric, well-fired; red slip applied on both sides.

293. Fig. 33. Locus AII/19, layer 3a. Large shallow dish with low discoid base, a gutter line round rim of base, medium fabric, fine smoothed surface, well-fired; red slip applied on interior and exterior.

Large Convex Body Dishes

107. Fig. 21. Locus AII/15, layer 4. Large dish with oblique-cut incurved rim, convex side walls, a row of denticulate pattern below rim, thick fabric with black core, smoothed surface; red slip on pinkish surface.
165. Fig. 26. Locus AII/19, layer 3a. Large wide body dish with oblique-cut incurved rim, a pair of grooves below rim, low globular body with convex side walls, thin fabric, plain surface; red slip applied on both sides.
200. Fig. 28. Locus AII/19, layer 3. Large wide dish with oblique-cut incurved rim, a pair of grooves below rim, low globular body with convex side walls, thin fabric and smoothed surface; pink slip on pinkish surface.
262. Fig. 31. Locus AIII/11, layer 5. Medium wide body dish with flat-topped projected rim encircled with a grooved line, convex side walls, a grooved line below rim and a pair of horizontal grooves round lower body, medium fabric, smoothed texture, well-fired; red slip applied on both sides.

Medium Shallow Dishes

178. Fig. 27. Locus AII/15, layer 4. Standard wide shallow dish with flat-topped splayed rim encircled with a pair of horizontal grooves, lower section is thick and upper thin, smoothed texture; red slip applied on interior and exterior.
179. Fig. 27. Locus AII/15, layer 4. Medium sized shallow plate with turn-out splayed rim encircled with a pair of horizontal grooves, fine thin section, well-fired; red slip applied on both sides.
288. Fig. 32. Locus AII/20, layer 4. Standard wide shallow dish with low discoid base, medium section, internally badly damaged by calcite, burning signs seen on base; red slip on pinkish surface.

Standard and Small Dishes

167. Fig. 27. Locus AII/15, layer 4. Standard wide dish with flat-topped out-curved projected rim, low convex body, thin section and fine smoothed texture, well-fired; thick red slip applied on both sides.
172. Fig. 27. Locus AII/14, layer 2. Standard wide-mouthed deep dish with out-curved splayed rim, tapering side walls, thin section, smoothed texture; red slip applied on interior and exterior.
203. Fig. 28. Locus AII/19, layer 3. Small wide mouthed dish with flared rim, thin fabric, smoothed surface, well-fired; red slip on pinkish surface.
219. Fig. 29. Locus AII/20, layer 1. Medium sized shallow dish with thick flanged rim, a pair of horizontal grooves below rim, thin fabric and smoothed surface, well-fired; red slip applied on both sides.
235. Fig. 30. Locus AIII/16, layer 2. Medium sized deep dish with out-curved beaked rim, a pair of horizontal grooves below rim, thin fabric and fine texture, well-fired; red slip on both sides.
247. Fig. 31. Locus AII/19, layer 3a. Small sized deep dish with flat-topped splayed rim, straight side walls, thin section, and smoothed texture, well-fired; red slip applied on both sides
248. Fig. 31. Locus AII/15, layer 3a. Standard deep dish with S-shaped curved rounded rim, fine thin section, smoothed texture, well-fired; red slip applied on both sides.
251. Fig. 31. Locus AII/15, layer 3a. Small sized deep dish with out-curved projected rim, globular lower body, fine thin section, well-fired; red slip applied on both sides.
261. Fig. 31. Locus AII/19, layer 3a. Small sized wide-mouthed dish with everted oblique rim encircled with a grooved line, thick flat base with outward slopping walls, medium fabric, smoothed texture, well-fired; red slip applied on both sides.
310. Fig. 33. Locus AII/19, layer 3a. Wide-mouthed standard dish with broad discoid base, thin section, smoothed texture, well-fired; red slip applied on both sides.

Medium and Small Pedestalled Cups (fashion ware)

132. Fig. 25. Locus AII/14, layer 4. Standard globular cup with out-curved splayed rim, thin fabric and texture, well-fired; red slip applied on both sides.
147. Fig. 26. Locus AII/19, layer 3a. Standard fashion ware pedestalled cup with flat-topped splayed rim encircled with a pair of incised lines, a pair of thick grooves round outer body, thin fabric and fine smoothed surface, well-fired; red slip applied on both sides.
153. Fig. 26. Locus AII/19, layer 4. Small globular cup with splayed everted rim, externally carinated with incised lines, thin fabric with smoothed surface, well-fired; red slip applied on both sides.
168. Fig. 27. Locus AII/15, layer 3. Small globular pedestalled cup with S-shaped everted rim, fine thin section and smoothed texture, well-fired; red slip applied on interior and exterior.
182. Fig. 27. Locus AII/15, layer 3a. Standard globular cup with S-shaped everted rim, thin section with smoothed texture, well-fired; red slip on internal pinkish surface.
191. Fig. 28. Locus AII/19, layer 3a. Small globular cup with flat-topped highly projected rim encircled with a pair of grooves, externally a pair of horizontal grooves below rim, thin fabric and texture, well-fired; red slip applied on both sides.
207. Fig. 29. Locus AII/19, layer 3a. Small globular pedestal cup with obliquely everted rim, a horizontal grooved line round rim, convex body with thin fabric, well-fired: red slip applied on both sides.
218. Fig. 29. Locus AII/20, layer 4. Standard globular cup with S-shaped everted rim, grooved lines round body, thin fabric, smoothed texture; red slip applied on both sides.
220. Fig. 29. Locus AII/20, layer 2. Standard globular cup with S-shaped out-curved straight rim encircled with a grooved line, concave side walls below rim, thin fabric with smoothed surface, well-fired; red slip applied on both sides.

245. Fig. 31. Locus AII/15, layer 3a. Medium sized globular cup with out-curved oblique rim encircled by a grooved line, a pair of horizontal grooves round middle body, fine thin section, smoothed texture, well-fired; red slip applied on both sides.
284. Fig. 32. Locus AII/15, layer 2. Standard globular cup with medium solid pedestalled base marked with string-cut impressions, medium section, smoothed surface, well-fired; red slip applied on pinkish surface.
285. Fig. 32. Locus AII/20, layer 5. Standard globular cup with tall pedestalled base marked with string-cut impressions, medium fabric with smoothed surface, well-fired; red slip applied on pinkish surface.
289. Fig. 32. Locus AIII/18, layer 3. Standard globular cup with tall solid pedestalled base marked with string-cut impressions, medium section, smoothed surface, well-fired; red slip applied on pinkish surface.

Small Bowls and Jars (Fashion ware)

7. Fig. 14. Locus AII/19, layer 3a. Small jar with flat-topped everted rim, medium fabric, smoothed surface, well-fired; red slip on rim and upper body.
85. Fig. 20. Locus AII/19, layer 3a. Fashion ware small jar with top-beveled everted rim, vertical neck, a pair of horizontal grooves below rim, thin fabric, smoothed texture, well-fired; red slip on pinkish surface.
136. Fig. 25. Locus AII/14, layer 4. Fashion ware standard bowl with flared rim, upper body in concave shape, thin fabric, smoothed surface, well-fired; red slip on both sides.
137. Fig. 25. Locus AII/19, layer 3a. Fashion ware tulip type small cup with flared rim, carinated body, thin fabric, smoothed surface; red slip on buff surface.
196. Fig. 28. Locus AII/19, layer 3. Standard cup of fashion ware with beveled rim, thin fabric, a ridged line round body, smoothed surface, well-fired; red slip on both sides of the middle body.
201. Fig. 28. Locus AII/19, layer 3. Fashion ware small globular cup with straight vertical rim, a grooved line round rim and a pair of grooves

round middle body, thin fabric, well-fired; red slip on pinkish surface.

202. Fig. 28. Locus AII/19, layer 3. Fashion ware small cup with out-curved oblique rim, thin fabric, smoothed surface, well-fired; red slip on pinkish surface.
222. Fig. 29. Locus AII/20, layer 3. Standard drinking bowl with vertical beveled rim, concave shoulder, medium fabric, smoothed texture, well-fired; red slip on both sides.

Mouths of Water Flasks (or condensers)

314. Fig. 34. Locus AII/14, layer 4. Broken mouth with obliquely round rim and narrow neck of water flask, thick fabric and coarse surface, well-fired; red slip applied on red surface.
315. Fig. 34. Locus AII/19, layer 3a. Broken mouth with incurved rounded rim and narrow neck of water flasks, thick section, well-fired, the upper part is hand-made, micaceous elements seen on exterior; pink slip applied internally and buff externally.

Oil Lamps and Other Small Pots

180. Fig. 27. Locus AII/15, layer 4. Small finial of oil or ointment bottle with out-curved oblique rim, thin fabric and texture, well-fired; red slip applied on exterior and partly on interior.
213. Fig. 29. Locus AII/20, layer 3. Small oil lamp with obliquely round rim and low discoid base marked with ring-cut impressions, thick texture, well-fired; internally pink slip on buff surface.
229. Fig. 30. Locus AII/20, layer 1. Standard finial of oil or ointment bottle with flat-topped incurved triangular rim, thin fabric and texture, well-fired; red slip applied on both sides.

Spouts, Handles and Lugs

320. Fig. 34. Locus BII/7, layer 3. Small handle of pot with round section, medium fabric and texture well-fired; red slip on pinkish surface.
321. Fig. 34. Locus AII/19, layer 3a. Medium sized handle in semi-circular shape with thick round section, partly coarse surface, well-fired; red slip on pinkish surface.
322. Fig. 34. Locus AII/19, layer 4. Broken handle of water flask, semi-circular shape with thick

section and coarse texture, well-fired; pink slip on pinkish surface.

323. Fig. 34. Locus AIII/18, layer 3. Fragment of handle with projected collar, pairs of grooves round body, thick fabric, well-fired; red slip on pinkish surface.

341. Fig. 35. Locus AII/15, layer 3a. Small spout of some kittle, tapering shape, thin section and fine smoothed texture, well-fired; red slip on pinkish surface.

348. Fig. 35. AIII/11, layer 5. Knob fragment of dabber in hemispherical shape bearing incised circle with two short lines, thick section with black core; red slip on pinkish surface.

Decorated and Painted Potsherds

316. Fig. 34. Locus AII/20, layer 2. Potsherd decorated with wavy pattern and a pair of horizontal grooves on exterior, medium section, coarse surface; red slip on pinkish surface.

317. Fig. 34. Locus AII/19, layer 1. Potsherd painted with crisscross band below horizontal line and small dots above line at regular intervals, thin fabric, well-fired; red slip on interior and exterior.

318. Fig. 34. Locus AII/19, layer 3a. Potsherd of carinated pitcher decorated with denticulate design in two tiers enclosed within a pair of horizontal grooves, fine thin section, smoothed surface; red slip on pinkish surface.

319. Fig. 34. Locus AII/20, layer 2. Potsherd befitted with butterfly shaped appliqué lug, thin section, well-fired; red slip applied on exterior.

324. Fig. 34. Locus AII/19, layer 3a. Small bodysherd, externally decorated with four vertical grooved lines, medium fabric, well-fired; pink slip on pinkish surface.

325. Fig. 34. Locus AII/19, layer 3a. Fragment of pitcher, shoulder decorated with denticulate pattern in two tiers and a set of three horizontal grooves, medium fabric, well-fired; red slip on red surface.

326. Fig. 34. Locus AII/14, layer 2. Small bodysherd stamped with geometrical design and a grooved line round shoulder, medium fabric with thin black core; red slip on pinkish surface.

327. Fig. 34. Locus AII/19, layer 3a. Small bodysherd

decorated with thin gutter line above ribbed pattern, thin section, well-fired; buff slip on pinkish surface.

328. Fig. 34. Locus AII/19, layer 3a. Bodysherd of pitcher painted with plant motifs and hatched triangle in black, dots shown between two plants, medium fabric, well-fired; red slip on pinkish surface. (No. i)

329. Fig. 34. Locus AII/14, layer 4. Bodysherd of pitcher, shoulder decorated with a band of vertical incised lines followed by a pair of horizontal grooves, medium section; red slip on pinkish surface.

330. Fig. 34. Locus AIII/11, layer 5. Fragment of carinated pot, shoulder decorated with concentric circles at regular interval and grooves round upper body, medium section, smoothed surface; red slip on pinkish surface.

331. Fig. 34. Locus AIII/15, layer 3. Small fragment of pitcher, shoulder decorated with curves in saw-toothed pattern, medium fabric, smoothed texture; red slip on pinkish surface. (No. lxxxii)

332. Fig. 34. Locus AII/19, layer 3a. Small fragment of pitcher, shoulder decorated with denticulate design between pairs of horizontal grooves, thick fabric with thick black core, smoothed surface; interior black and exterior red.

333. Fig. 34. Locus AIII/11, layer 3a. Fragment of pitcher shoulder decorated with denticulate pattern between pairs of horizontal grooves, thick section with thick black core; red slip on pinkish surface.

334. Fig. 34. Locus AII/14, layer 2. Small fragment of pitcher shoulder decorated with denticulate design in two tiers, medium section with thin black core; red slip on pinkish surface. (No. cxii)

335. Fig. 34. Locus AIII/19, layer 3a. Bodysherd of water pitcher decorated with a wavy band and four lines below it in black painting, fine thin section with black core; red slip on pinkish surface. (No. li)

340. Fig. 35. Locus AII/15, layer 1. Small fragment of pot, outer body characterized by a series of overlapping ridges, medium section, coarse surface; buff slip on pinkish surface. (No. ccxxvi)

342. Fig. 35. Locus AII/15, layer 2. Fragment of

pitcher, shoulder stamped with repeated pattern of plant and a pair of horizontal grooves above the main design, medium section; red slip on pinkish surface. (No. lxxx)

343. Fig. 35. Locus AII/14, layer 3a. Fragment of pitcher, shoulder decorated with thin ridged line and denticulate band followed by concentric circles at regular intervals, thick fabric with thick black core; red slip on red surface. (No. lxxxiv)

344. Fig. 35. Locus AII/15, layer 3. Fragment of water pitcher, shoulder decorated with a row of vertical incised lines below a grooved line, medium section, smoothed texture; pinkish slip on orange surface. (No. xc)

345. Fig. 35. Locus AII/15, layer 4. Small bodysherd marked with overlapping ridges, medium fabric, well-fired, coarse texture; red slip on pinkish surface.

Miscellaneous Bodysherds

275. Fig. 32. Locus AII//20, layer 3. Miniature pot with low discoid base and convex side walls, fine thin section, smoothed texture, well-fired; red slip on pinkish surface.

346. Fig. 35. AII/14, layer 5. Fragment of a wide-mouthed pedestaled dish with concave body, medium fabric with black core, coarse texture; red slip on pinkish surface.

347. Fig. 35. AII/19, layer 3a. Small fragment of a carinated bowl, horizontal grooves round body, thin section, well-fired, smoothed surface; red slip on interior and exterior.



Fig. 1. Google Earth Map 2022, Large circle representing original area of the site and small circle present size of the Mound, and rectangular box showing trenches excavated in four seasons

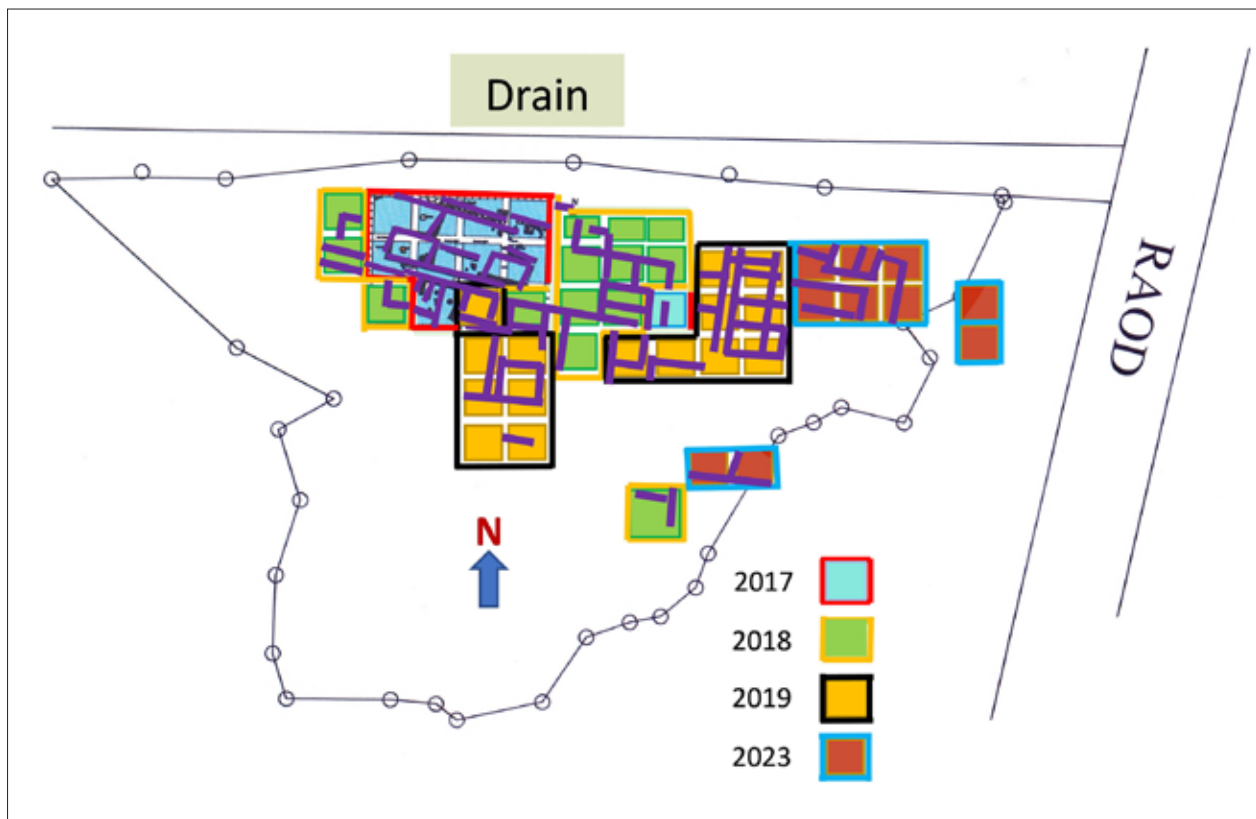


Fig. 2. Layout of the site and excavated area; 2023 field is marked by brown colour within blue frame



Pl. 1a. Pre-Excavation Plan: General view of the site after clearing bushes from the surface



Pl. 1b. Pre-Excavation Plan: Layout of initial trenches to the east of previous excavations



Pl. 2a. Pre-Excavation Plan: close-up view of the layout of trenches from south side



Pl. 2b. Excavation: Beginning of excavations for the fourth season, January 2023



Pl. 3a. Excavation: Structural remains and furnaces exposed at upper strata in Trench AII/19



Pl. 3b. Excavation: Superimposed structures, a base of quenching pot exposed at middle strata



Pl. 4a. Excavation: Close-up view of an oven and a base of quenching pot at workshop area



Pl. 4b. Excavation: Close up view of grain impressions on the floor



Pl. 4c. Excavation: Close-up view of the base of a quenching pot



Pl. 5a. Excavation: Workshop area unveiling baked clay, charcoal and fragments of terracotta pots



Pl. 5b. Excavation: View of compartment with ovens and floor level from south side



Pl. 6a. Excavation: View of compartment with ovens and floor level from west side



Pl. 6b. Excavation: Pit deposit above the floor level of pebble stones, view from south side



Pl. 7a. Excavation: View of workshop compartments after deep digging



Pl. 7b. Excavation: Charcoals, ashes and burnt signs reported from a rectangular compartment



Pl. 8a. Excavation: Fragment of a large storage vessel found within burnt deposits



Pl. 8b. Excavation: An upper part of storage vessel found within burnt deposit, view from south side



Pl. 9a. Excavation: An upper part of storage vessel found within burnt deposit, view from east side



Pl. 9b. Excavation: Burnt deposit after removal of the upper body of storage vessel, view from east side



Pl. 10a. Excavation: Digging the burnt deposit in rectangular compartment, view from south side



Pl. 10b. Excavation: Cleaning of bone remnants (animal) by a student



Pl. 11a. Excavation: Workshops and other compartments after deep digging, view from west side



Pl. 11b. Excavation: A close-up view of workshop showing furnaces and crucible built against the wall



Pl. 12a. Excavation: View of the base of a covered furnace and a grinding stone lying side by side



Pl. 12b. Excavation: Close-up view of a furnace



Pl. 12c. Excavation: Traces of a stone base of crucible



Pl. 13a. Excavation: Base of rectangular furnace/ oven with paved floor of broken sherds, view from different angles



Pl. 13b. Excavation: Rectangular furnace with remnants of a vertical pipe for chimney



Pl. 13c. Excavation: A large stone anvil and small grinding stones found side by side



Pl. 13d. Excavation: A view of a broken rectangular oven



Pl. 13e. Excavation: Vertical stones in circle perhaps made as a base for wooden pillar



Pl. 14a. Excavation: View of a smith workshop opens to the narrow corridor, facing east



Pl. 14b. Excavation: View of a corridor (east-west) and a pit filled with rubbish of potsherds and bones



Pl. 15a. Excavation: Digging in the pit area where potsherds and bones found in abundance



Pl. 15b. Excavation: Close-up view of a broken storage pot



Pl. 15c. Excavation: Close-up view of a large rectangular stone anvil



Pl. 16a. Excavation: Work is in progress in main compound area (Trenches, AII/15 & AII/20)



Pl. 16b. Excavation: Main compound of smith chambers, view from west side



Pl. 17a. Excavation: A large stone anvil and wide furnace unearthed in a smith workshop



Pl. 17b. Excavation: A floor level of pebble stones found underneath the furnace and other features



Pl. 18a. Excavation: A complete compound of smith workshops, view from west side



Pl. 18b. Excavation: A round furnace (with hard base) and crucible unearthed in smith workshop



Pl. 19a. Excavation: A close-up view of furnace and crucible with post-holes around them in a smith chamber



Pl. 19b. Excavation: Multi-phases superimposed stone structures, elevation view from north side



Pl. 20a. Excavation: Removing the floor level of pebble stones for further deep diggings



Pl. 20b. Excavation: The western section showing remains of bones and broken pots lying buried in a pit



Pl. 21a. Excavation: Intact structures alongside corridor and some collapsed walls by water activities



Pl. 21b. Excavation: Base of a square oven with vertical pipe provided for chimney



Pl. 21c. A large cylindrical stone with sign of utilization at the top obviously used as a base of crucible



Pl. 22a. Excavation: Drawing work of main section and digging are in progress simultaneously in deep trenches, view from north side



Pl. 22b. Excavation: Oval-shaped stone anvil in situ



Pl. 22c. A complete stone anvil (pl. 22b) bearing small circles (rings) perhaps used by a jeweler



Pl. 23a. Excavation: Complex of stone structures with western section, a view from east side



Pl. 23b. Excavation: Stone structures with complete profile of west and north sections, view from south side



Pl. 24a. Excavation: Close-up view of deep digging against western section (Trenches AII/14 & AII/19)



Pl. 24b. Excavation: Close-up view of the profile of western section from top layers to virgin soil (AII/19)



Pl. 25a. Excavation: Another view of the profile of western section and superimposed structures (AII/14)



Pl. 25b. Super-imposed stone structures lying in east-west orientation, view from north elevation side



Pl. 26a. Excavation: A close-up view of diaper style wall is superimposed by rubble type structures



Pl. 26b. Excavation: A complete block of smith workshops with corridor in the middle, view from east side



Pl. 27a. Excavation: A complete block of smith workshops with corridor in the middle, view from south side



Pl. 27b. Excavation: A complete block of smith workshops with corridor in the middle, view from west side



Pl. 28a. Excavation: A complete block of smith workshops with central corridor, view from north-west side



Pl. 28b. Excavation: Close-up view of chambers with features of smith workshops, seen from west side



Pl. 29a. Excavation: A close-up view of a smith workshop from north side, showing evidences of furnaces



Pl. 29b. Excavation: Students of Archaeology participating in the process of digging



Pl. 30a. Excavation: Students of Archaeology organising and classifying the unearthed potsherds



Pl. 30b. Excavation: Layout of trenches for further excavations in BII/6 & BII/7 area



Pl. 31a. Excavation: Stone structures and burnt area exposed in BII/6 & BII/7 after removal of humus layer



Pl. 31b. Excavation: A large apartment with circular pit (burnt area) exposed in BII/6 & BII/7



Pl. 32a. Excavation: An upside-down bowl and other antiquities found in situ in AII/7



Pl. 32b. Excavation: Close-up view of the upside-down bowl in situ



Pl. 32c. Excavation: Impression of bowl after removal from its place



Pl. 33a. Excavation: Smith workshop with circular pit and base of a storage pot unearthed in AII/7



Pl. 33b. Excavation: Close-up view of a smith workshop with circular pit and base (in pieces) of a storage pot



Pl. 34a. Excavation: A complete view of structures found in trenches BII/7



Pl. 34b. Excavation: Aerial view of all exposed trenches dugout during the current season of excavations



Pl. 35a. Excavation: Aerial view of less deep trenches (BII/11 & BII/ 12), photo taken from north elevation



Pl. 35b. Excavation: Aerial view of easternmost excavated area (AIII/18 & AIII/23), photo taken from north elevation



Pl. 36a. Excavation: Aerial view of deep digging trenches, photo taken from north elevation



Pl. 36b. Winding up excavation: Departure of the excavation team from the site of Hayatabad

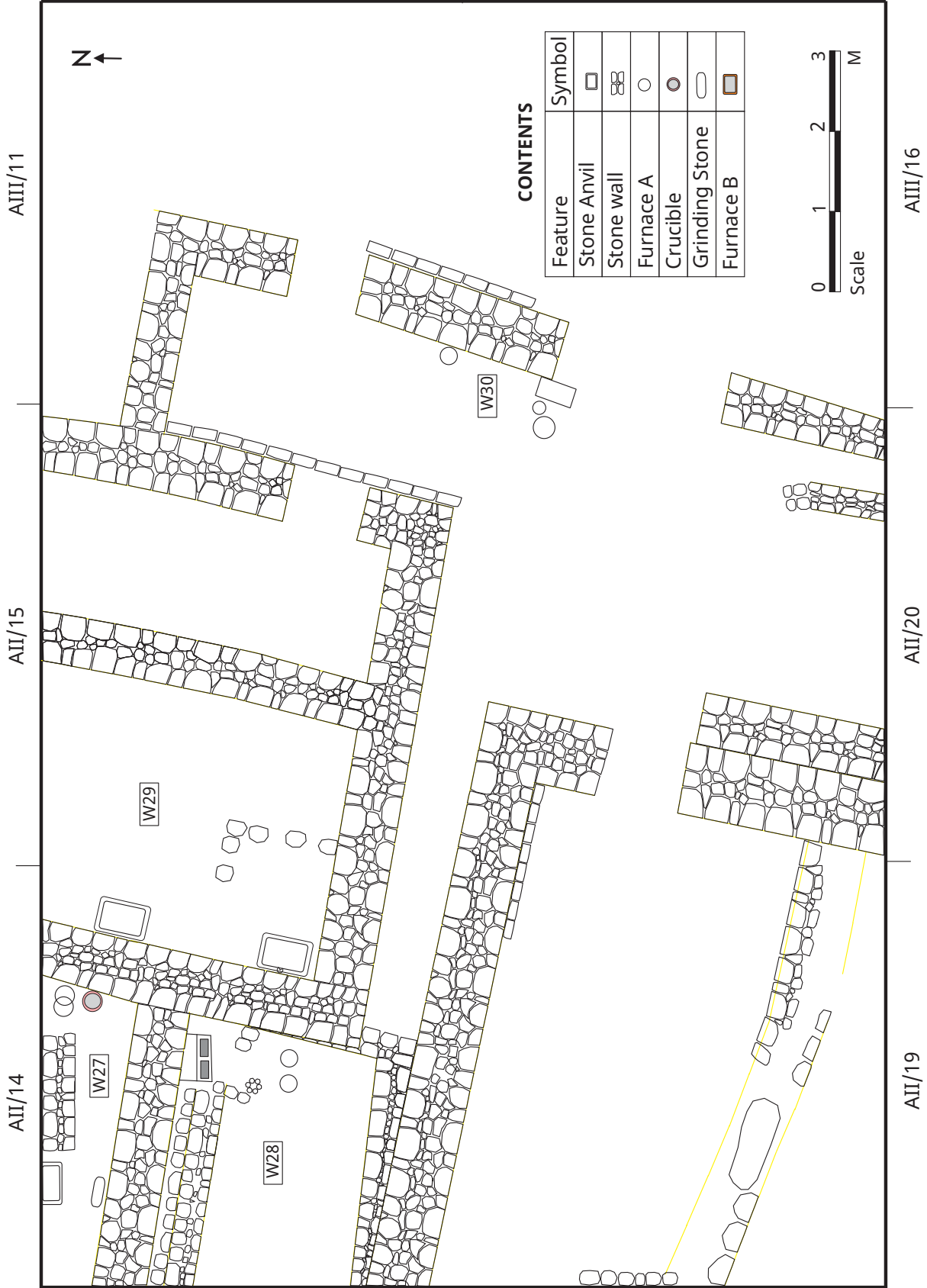


Fig. 3. Plan of structures and archaeological remains found at AII and AIII Area

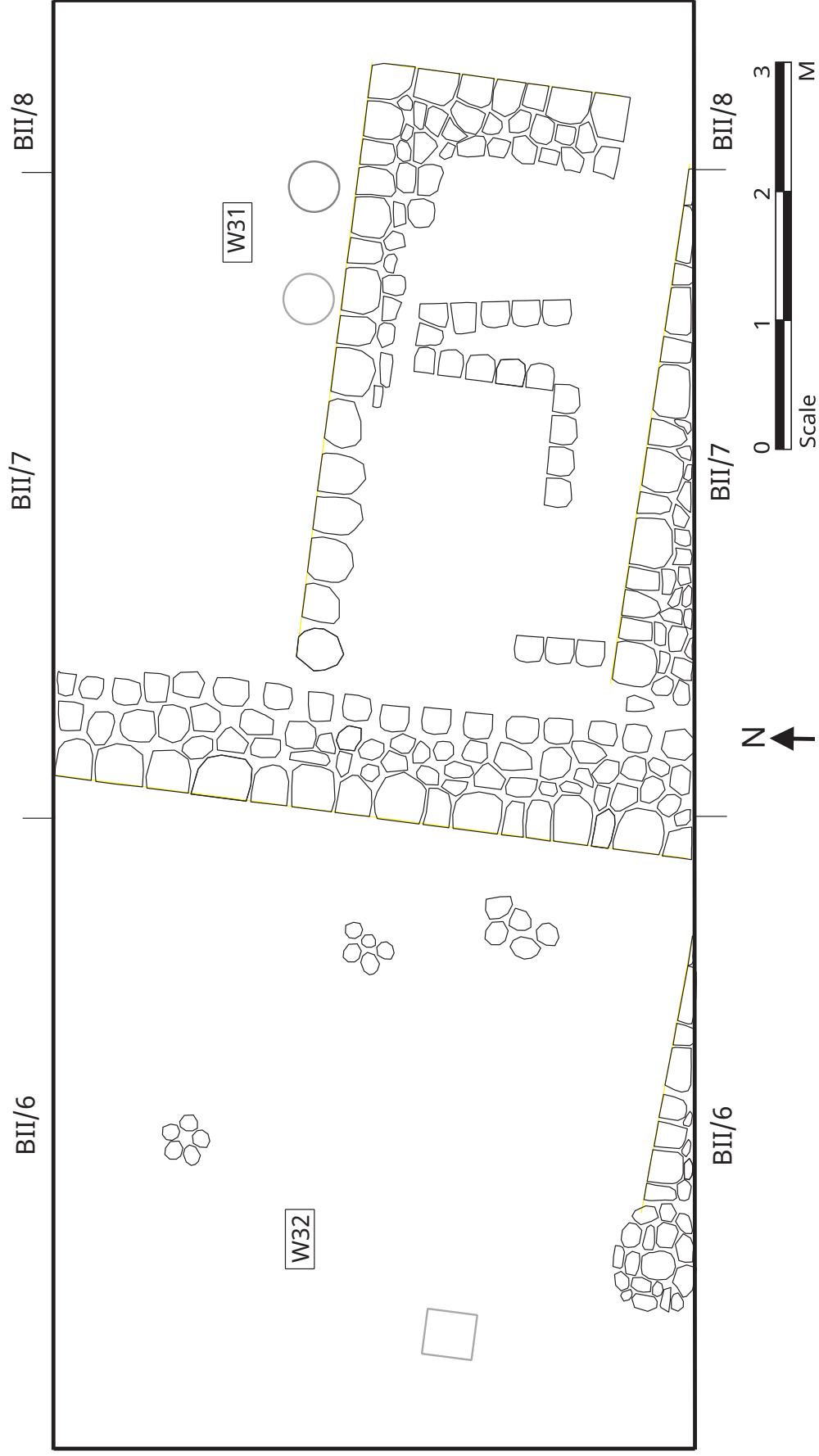


Fig. 4. Plan of structures and archaeological remains found at BII Area

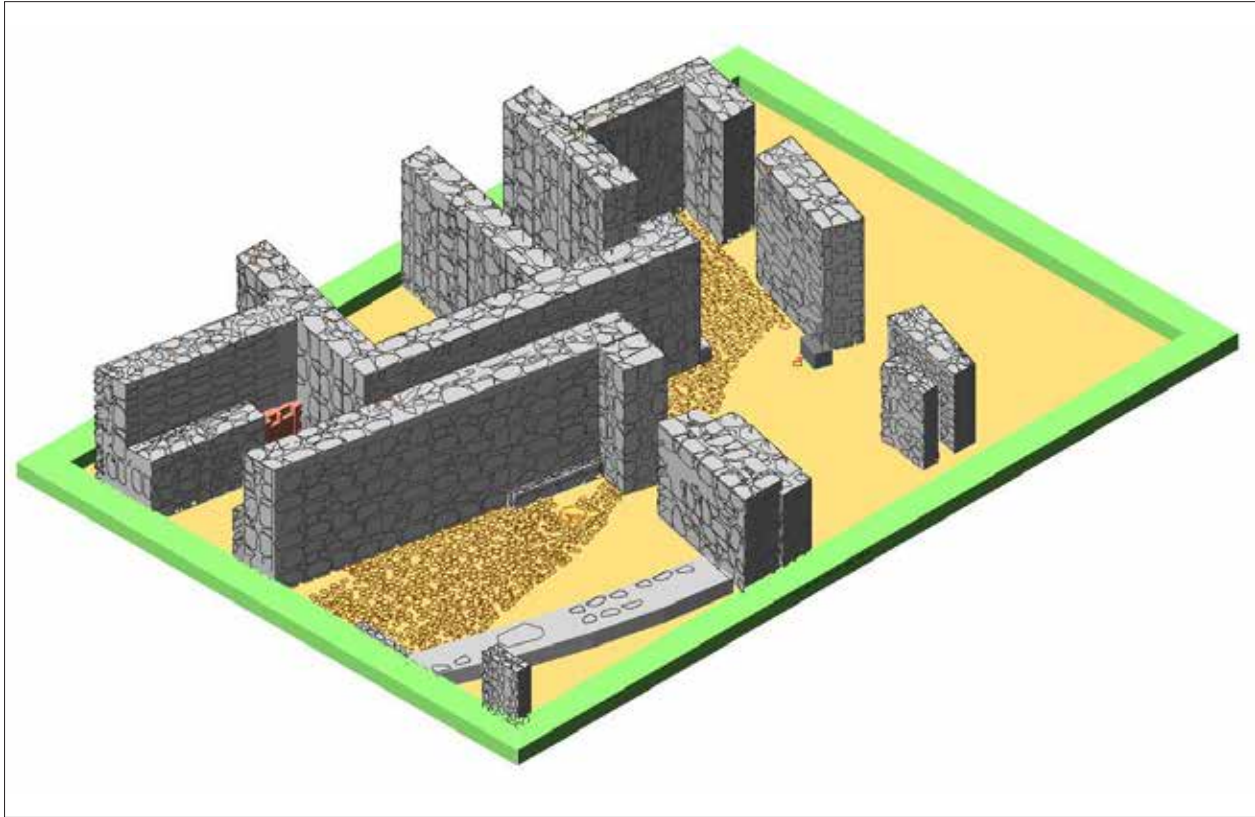


Fig. 5. 3-Dimensional reconstruction of walls and other features, general view from southwest side (AII and AIII Area)

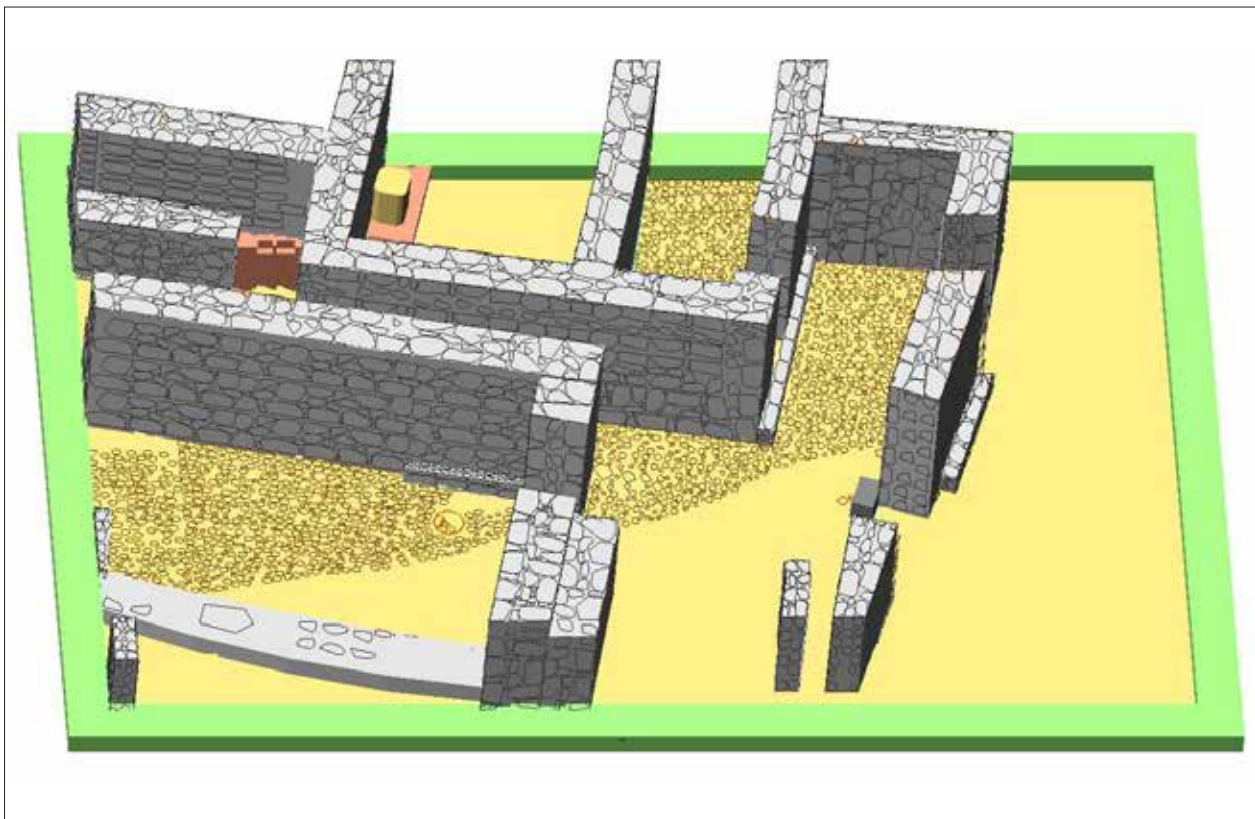


Fig. 6. 3-Dimensional reconstruction of walls and other features, view from south side (AII and AIII Area)

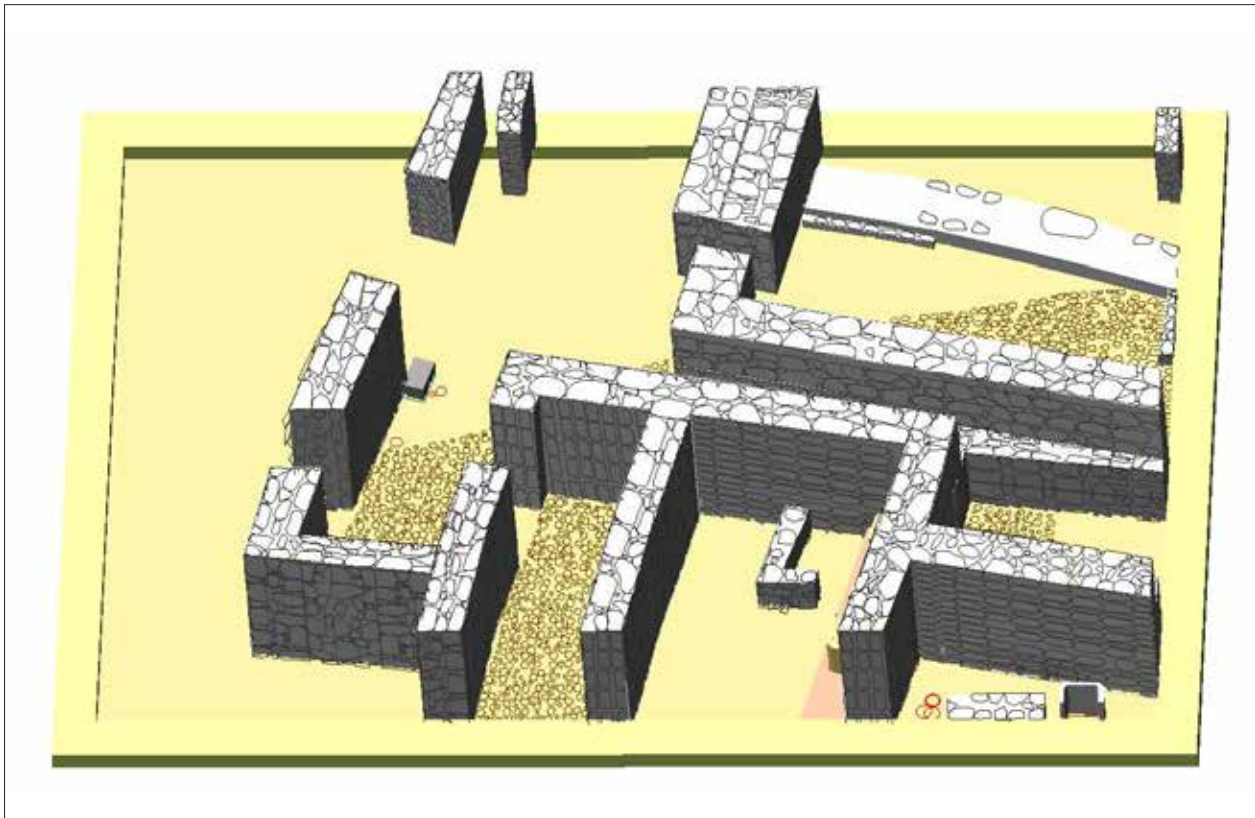


Fig. 7. 3-Dimensional reconstruction of walls and other features, view from north side (AII and AIII Area)

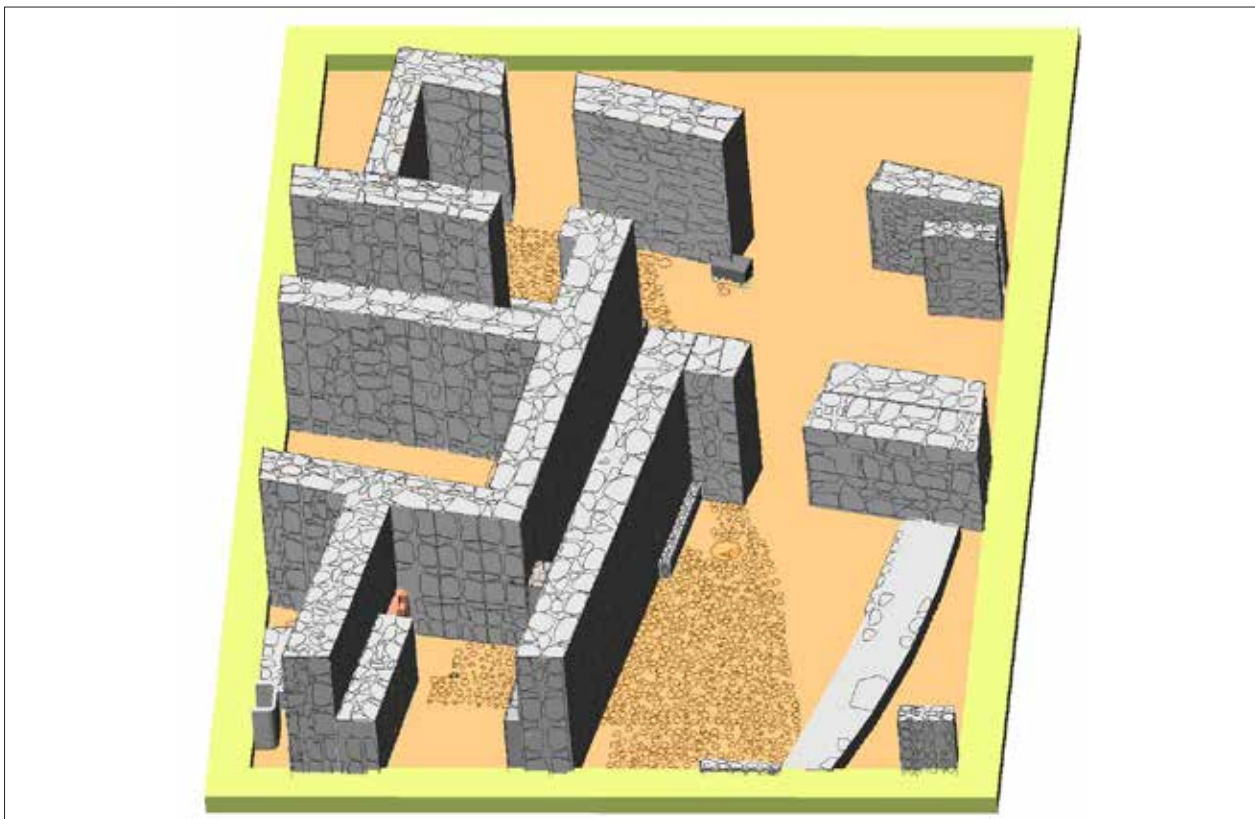


Fig. 8. 3-Dimensional reconstruction of walls and other features, view from west side (AII and AIII Area)

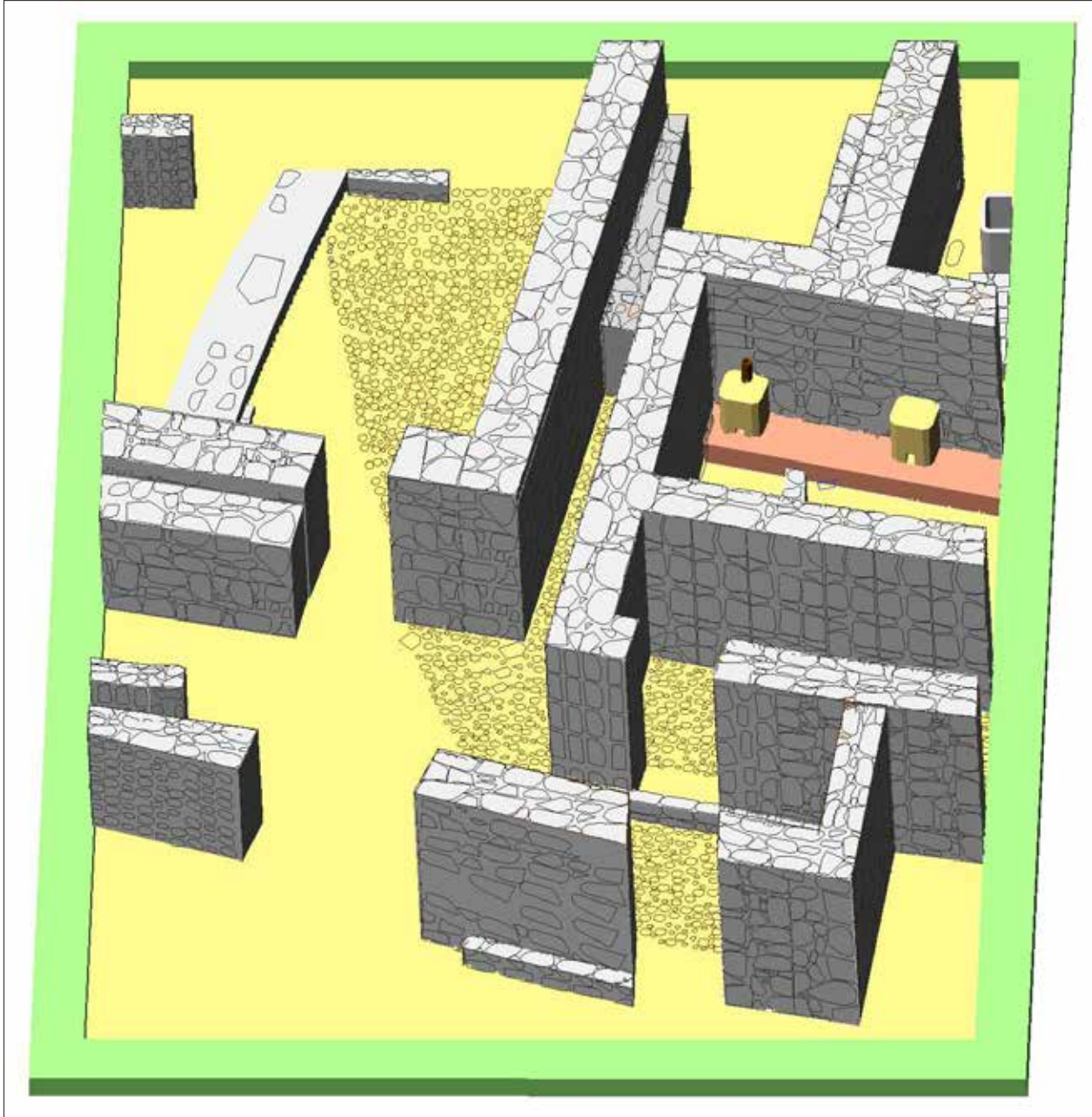


Fig. 9. 3-Dimensional reconstruction of walls and other features, view from east side (AII and AIII Area)

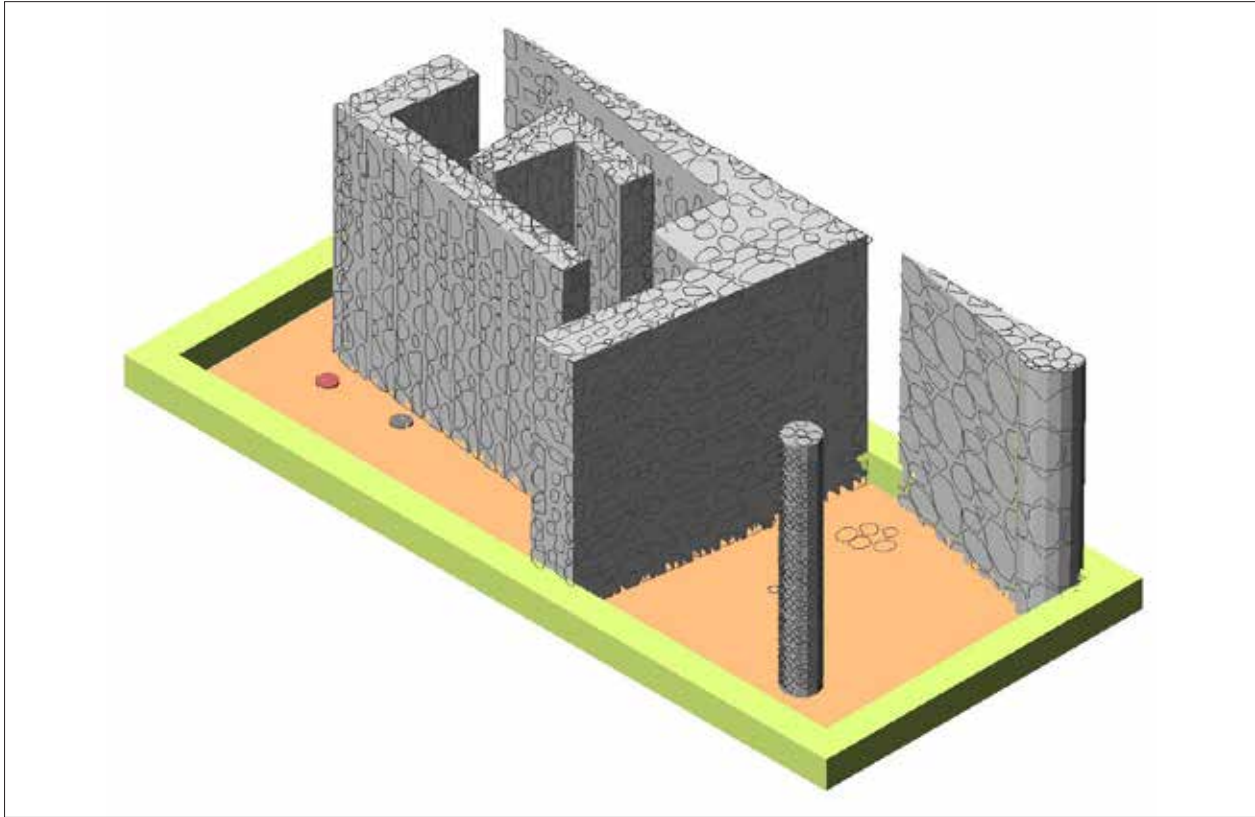


Fig. 10. 3-Dimensional reconstruction of walls and other features, general view from northwest side (BII Area)

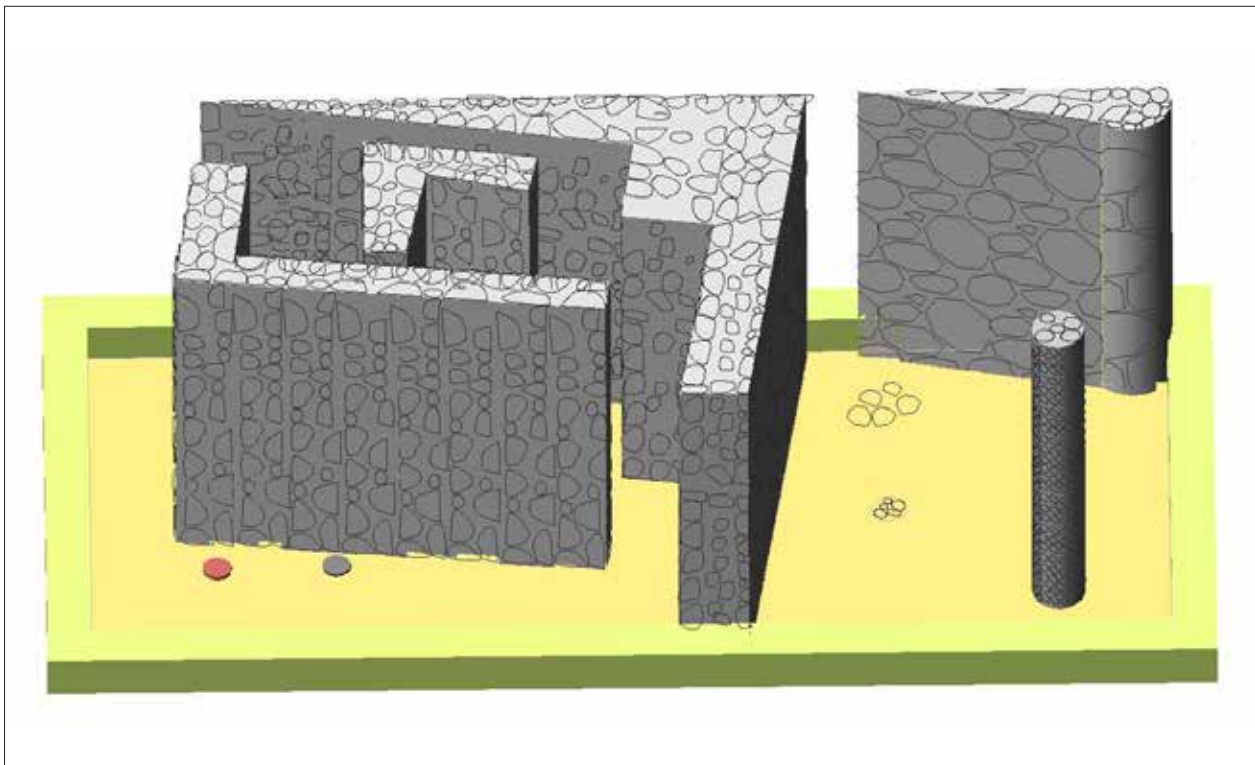


Fig. 11. Fig. 6. 3-Dimensional reconstruction of walls and other features, view from north side (BII Area)

Hayatabad V, 2023
 Section Drawing, West Section facing East
 Trenches: AII/19 & AII/14

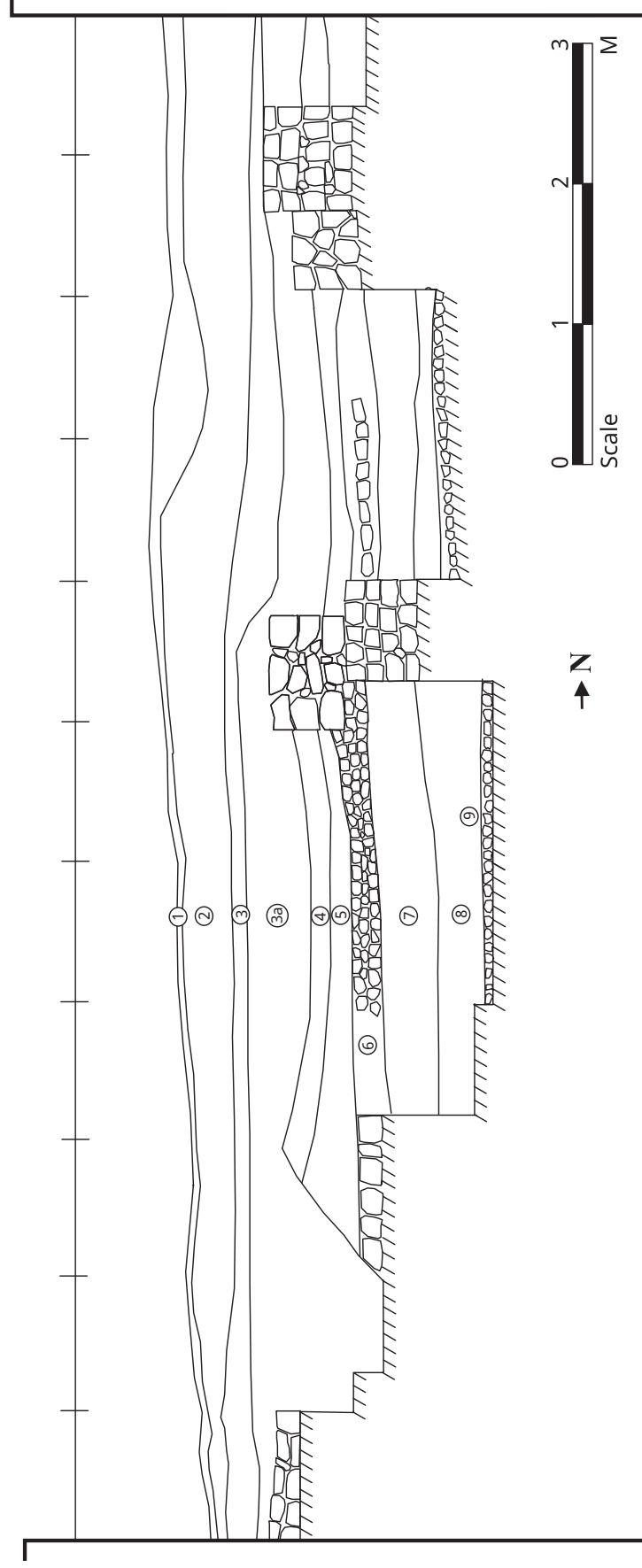


Fig. 12. Section drawing of the main section located in AII and AII/14 Trenches

Hayatabad V, 2023
 Section Drawing, North Section facing South
 Trenches: AII/14, AII/15 & AIII/11

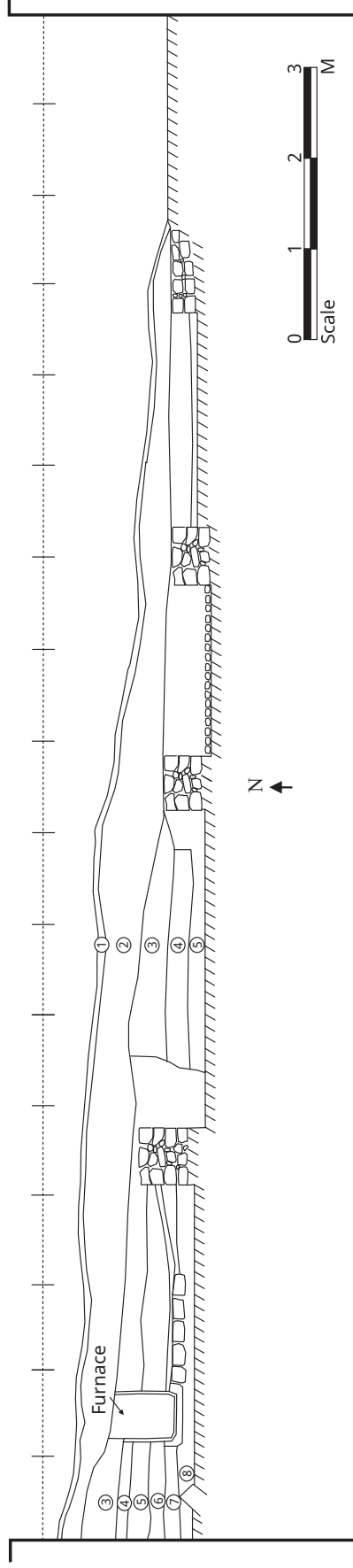



Fig. 13. Section drawing of the long section located in AII/14, AII/15 and AIII/11 Trenches



1



2



3



4



5



6



7



8



9



10



11



12



13



14



15



16



17



18



19



20



21



22





23



24



25



26



27



28



29



30






31



32



33



34



35



36



37



38



39



40



41



42





43



44



45



46



47



48



49



50



51



52



53



54




55



56



57



58



59



60



61



62



63



64



65



66



67



68



69



70



71



72



i



ii



iii



iv



v



vi



vii



viii



ix



x



xi



xii



xiii



xiv



xv



xvi



xvii



xviii



xix



xx



xxi



xxii



xxiii



xxiv



xxv



xxvi



xxvii



xxviii



xxix



xxx



xxxi



xxxii



xxxiii



xxxiv



xxxv



xxxvi



xxxvii



xxxviii



xxxix



xl



xli



xlii



xliii



xlv



xlv



xlv



xlvi



xlviii



xlix



l



li



lii



liii



liv



lv



lvi



lvii



lviii



lix



lx



lxi



lxii



lxiii



lxiv



lxv



lxvi



lxvii



lxviii



lxix



lxx



lxxi



lxxii



lxxiii



lxxiv



lxxv



lxxvi



lxxvii



lxxviii



lxxix



lxxx



lxxxi



lxxxii



lxxxiii



lxxxiv



lxxxv



lxxxvi



lxxxvii



lxxxviii



lxxxix



xc



xc i



xc ii



xc iii



xc iv



xc v



xc vi



xc vii



xc viii



xc ix



c



ci



cii



ciii



civ



cv



cvi



cvii



cviii



cix



cx



cxi



cxii



cxiii



cxiv



cxv



cxvi



cxvii



cxviii



cxix



cxx




cxxi



cxxii



cxxiii



cxxiv



cxxv



cxxvi



cxxvii



cxxviii



cxxix



cxxx



cxxxi



cxxxii



cxxxiii



cxxxiv



cxxxv



cxxxvi



cxxxvii



cxxxviii



cxxxix



cxl



cxli



cxlii



cxliii



cxliv



cxlv



cxlvi



cxlvii



cxlviii



cxlix



cli



cli



clii



cli



cliv



clv



clvi



clvii



clviii



clix



clx



clxi



clxii



clxiii



clxiv



clxv



clxvi



clxvii



clxviii



clxix



clxx



clxxi



clxxii



clxxiii



clxxiv



clxxv



clxxvi



clxxvii



clxxviii



clxxix



clxxx



clxxxi



clxxxii



clxxxiii



clxxxiv



clxxxv



clxxxvi



clxxxvii



clxxxviii



clxxxix



cxc



cxci



cxcii



cxciii



cxciv




CXCv



CXCvi



CXCvii



CXCviii



CXcix



CC



CCI



CCii



CCiii



CCiv



CCv



CCvi



ccvii



ccviii



ccix



ccx



ccxi



ccxii



ccxiii



ccxiv



ccxv



ccxvi



ccxvii



ccxviii



ccxix



ccxx



ccxxi



ccxxii



ccxxiii



ccxxiv



ccxxv




ccxxvi



ccxxvii



ccxxviii



ccxxix



CCXXX



CCXXXI



CCXXXII



CCXXXIII



CCXXXIV



CCXXXV



CCXXXVI



CCXXXVII



CCXXXVIII



CCXXXIX



ccxl



ccxli



ccxlii



ccxliii



ccxliv



ccxlv



ccxlvi



ccxlvii





ccxlviii




ccxlix



ccl



ccli



cclii



ccliii



ccliv



cclv



cclvi



cclvii



cclviii



cclix



cclx



cclxi



cclxii



cclxiii



cclxiv



cclxv



cclxvi



cclxvii



cclxviii



cclxix





cclxx



cclxxi



cclxxii



cclxxiii



cclxxiv



cclxxv



cclxxvi



cclxxvii



cclxxviii



cclxxix



cclxxx



cclxxxi



cclxxxii



cclxxxiii



cclxxxiv



cclxxxv



cclxxxvi



cclxxxvii



cclxxxviii



cclxxxix



ccxc



ccxci



ccxcii





ccxciii



ccxciv



ccxcv



ccxcvi



ccxcvii



ccxcviii



ccxcix



ccc



ccci



cccii



ccciii



ccciv



ccciv



cccvi



cccvii



cccviii



cccix



cccx



cccxi



cccxii



cccxiii



cccxiv



cccxv



cccxvi



cccxvii



cccxviii



cccxi



cccxi



cccxi



cccxi



cccxi



cccxxiv



cccxxv



cccxxvi



cccxxvii



cccxxviii



cccxxix



cccxxx



cccxxxi

Figure 14

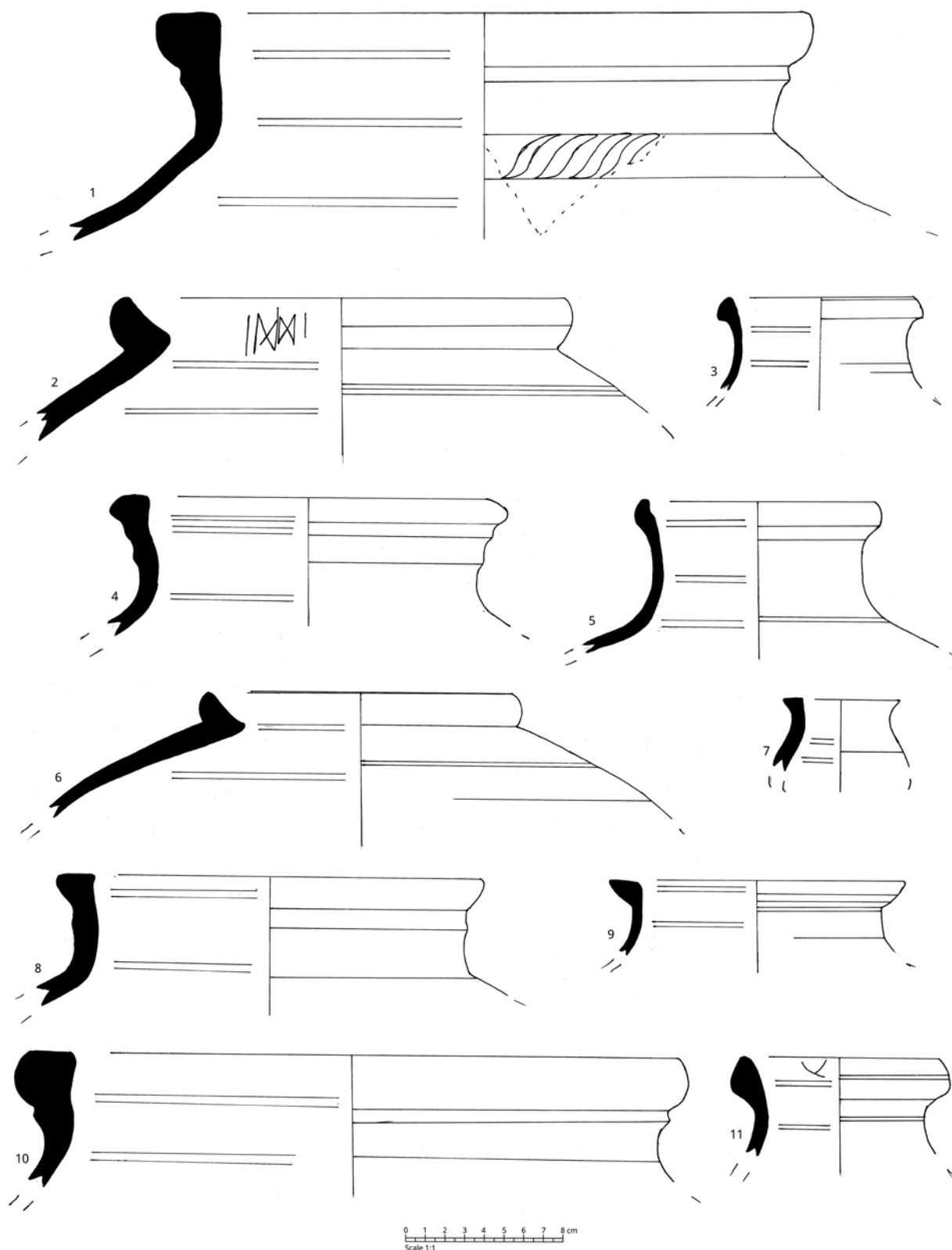


Figure 15




Figure 16

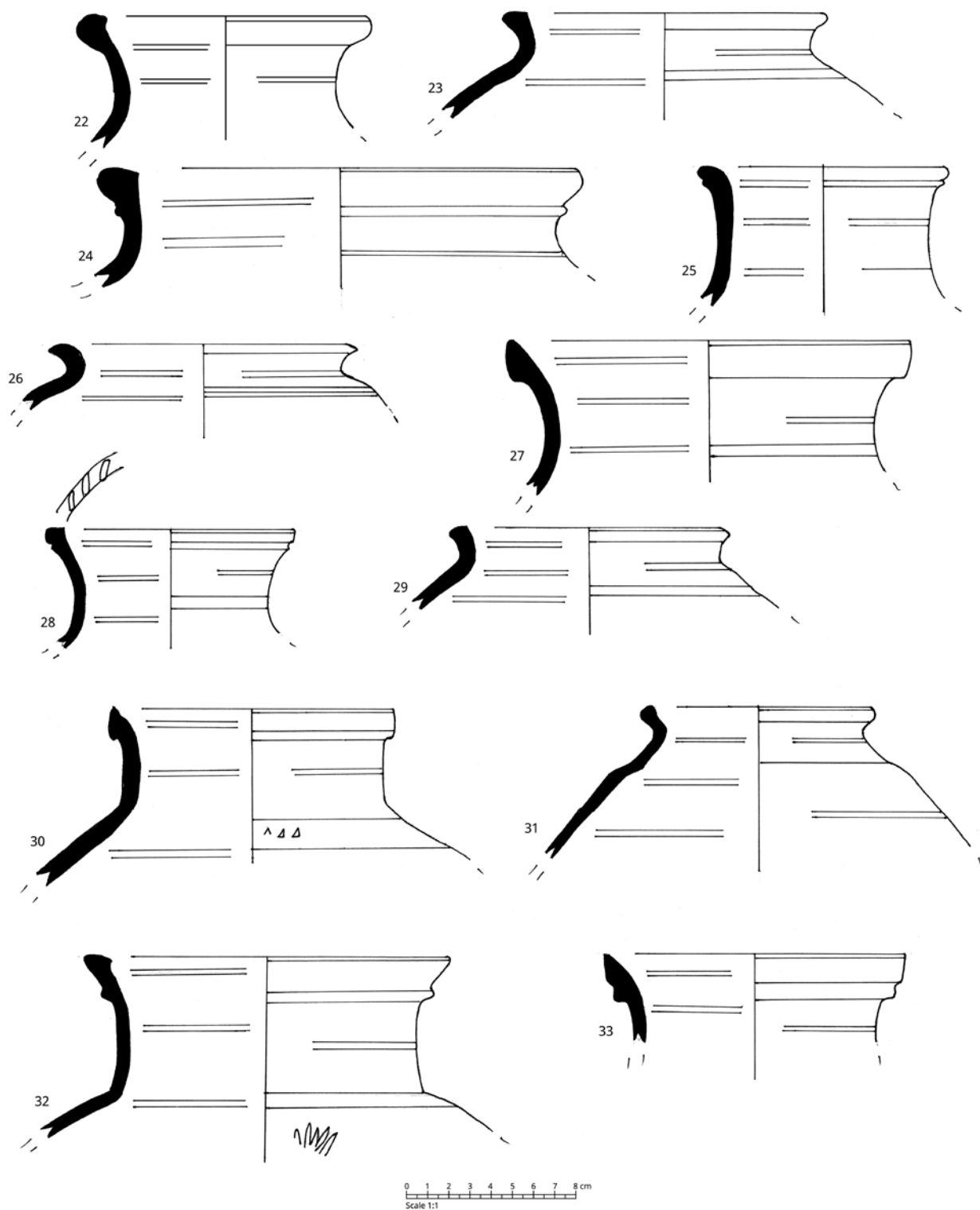


Figure 17

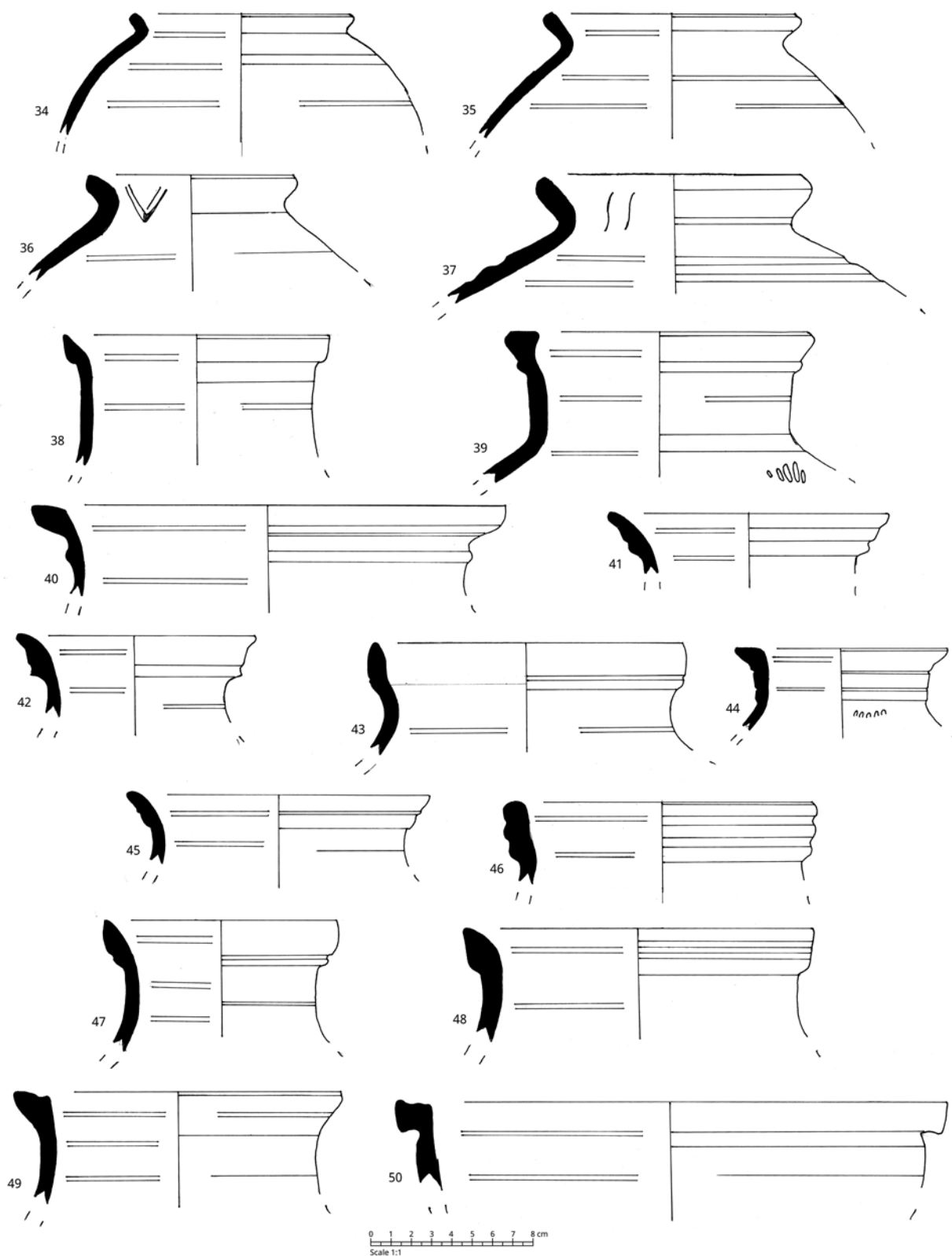


Figure 18

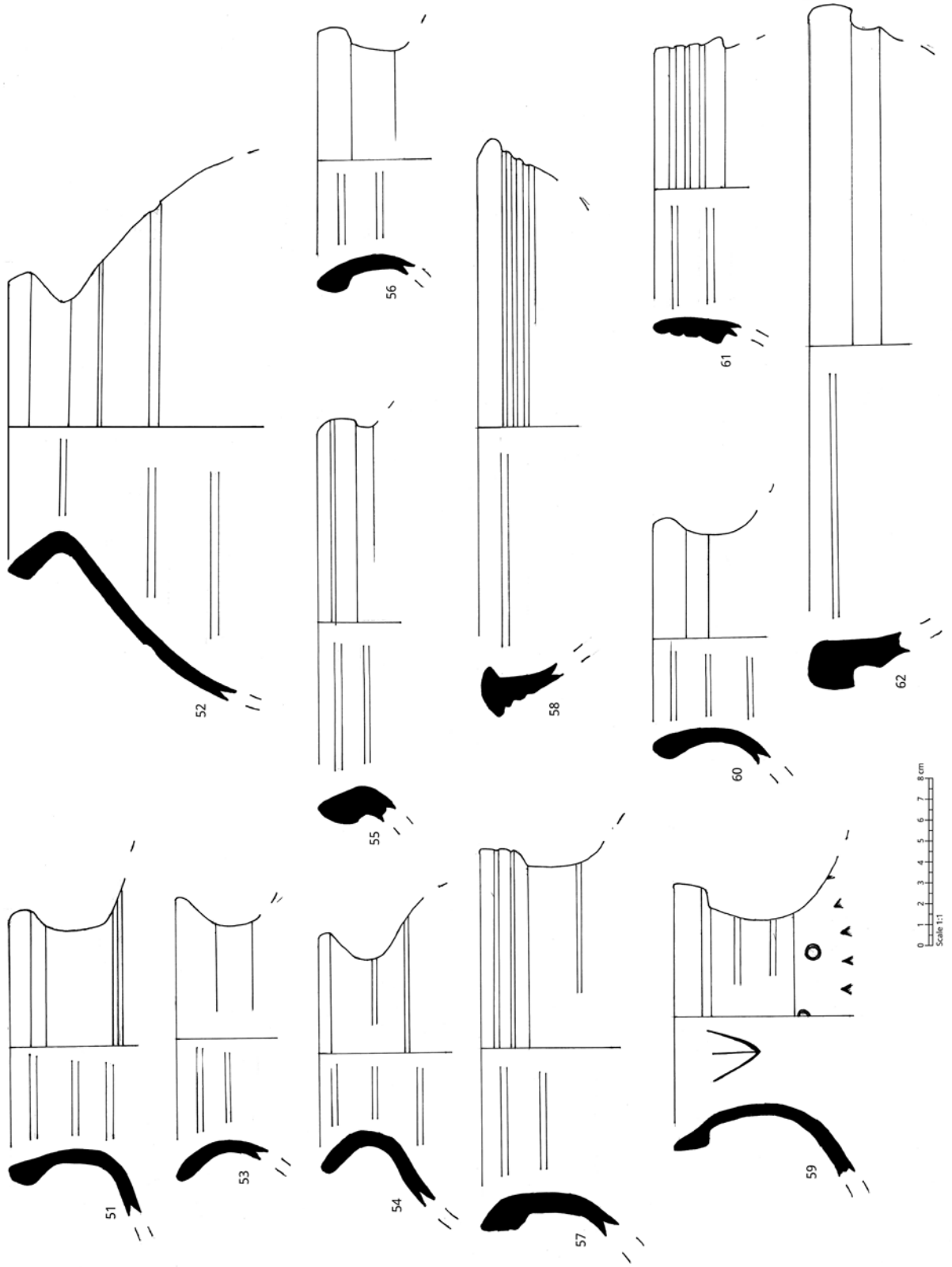


Figure 19

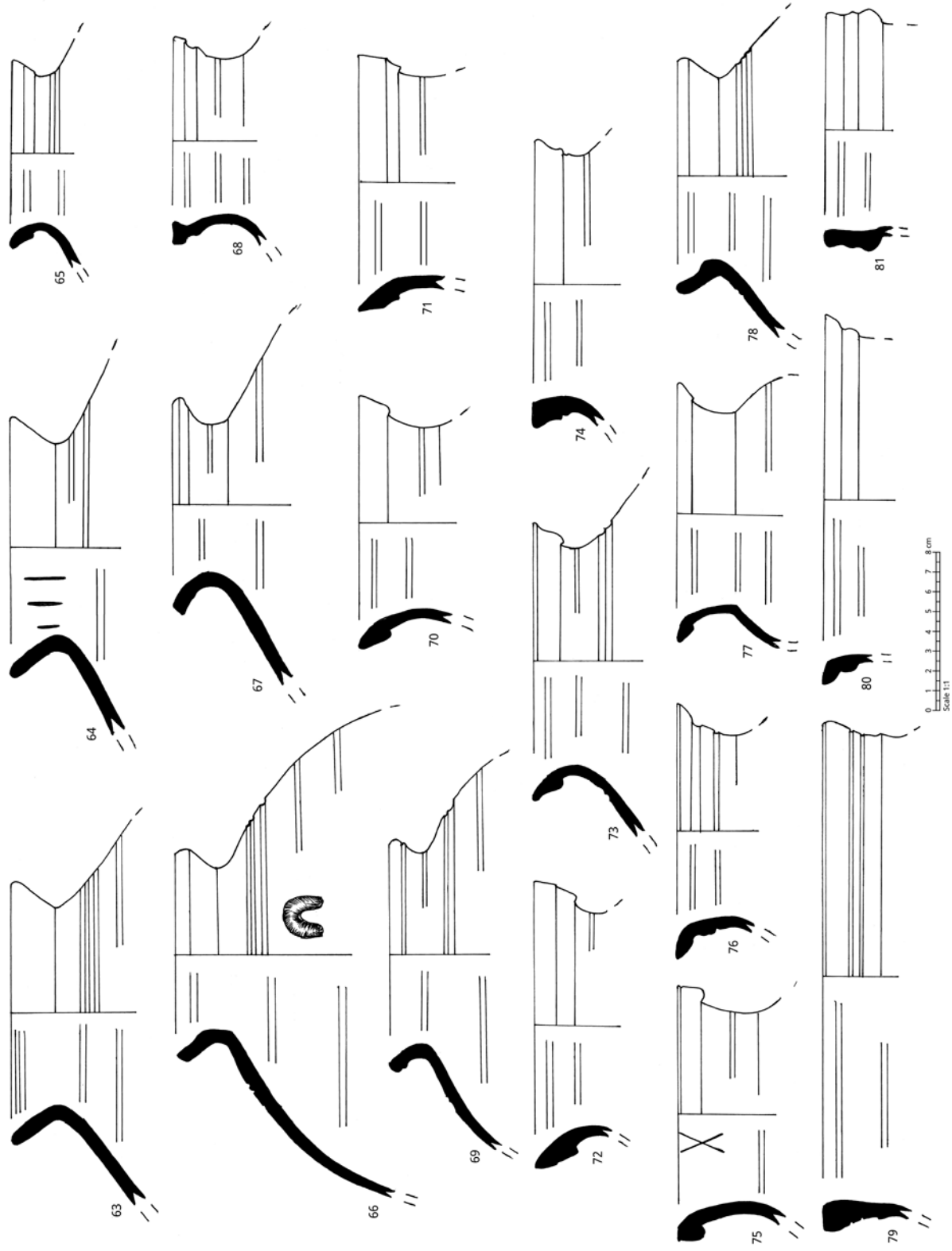


Figure 20




Figure 21

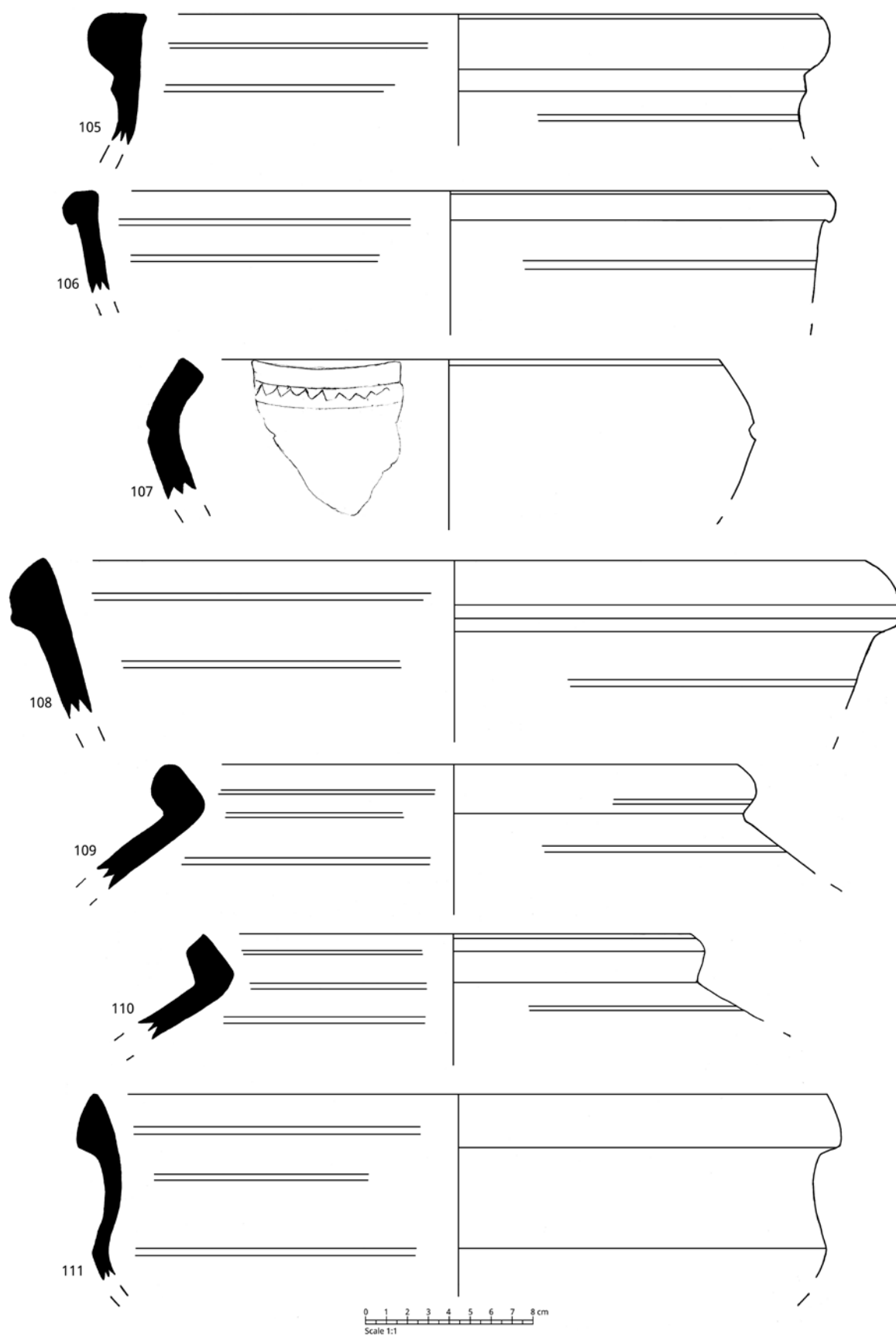


Figure 22

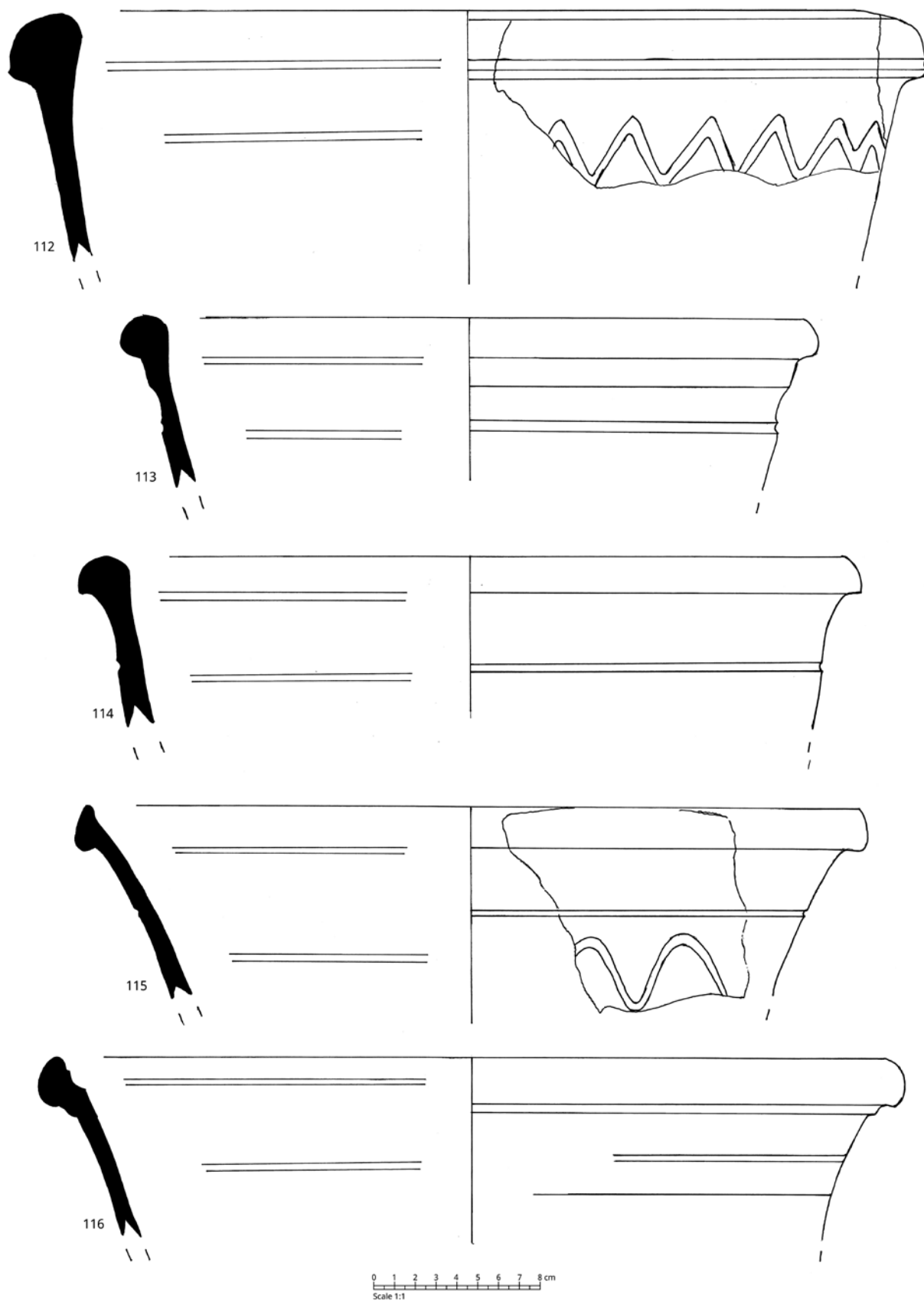


Figure 23

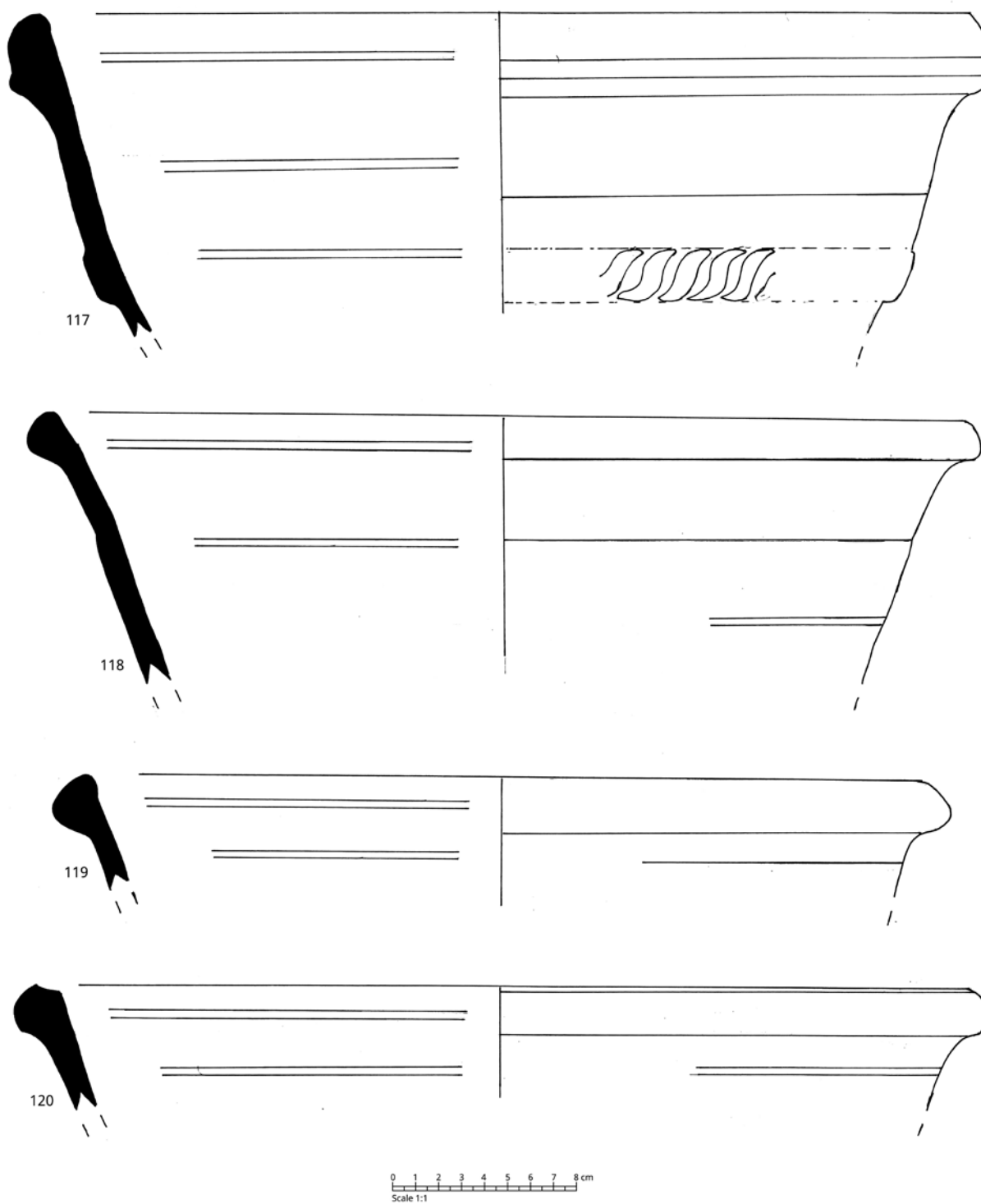


Figure 24

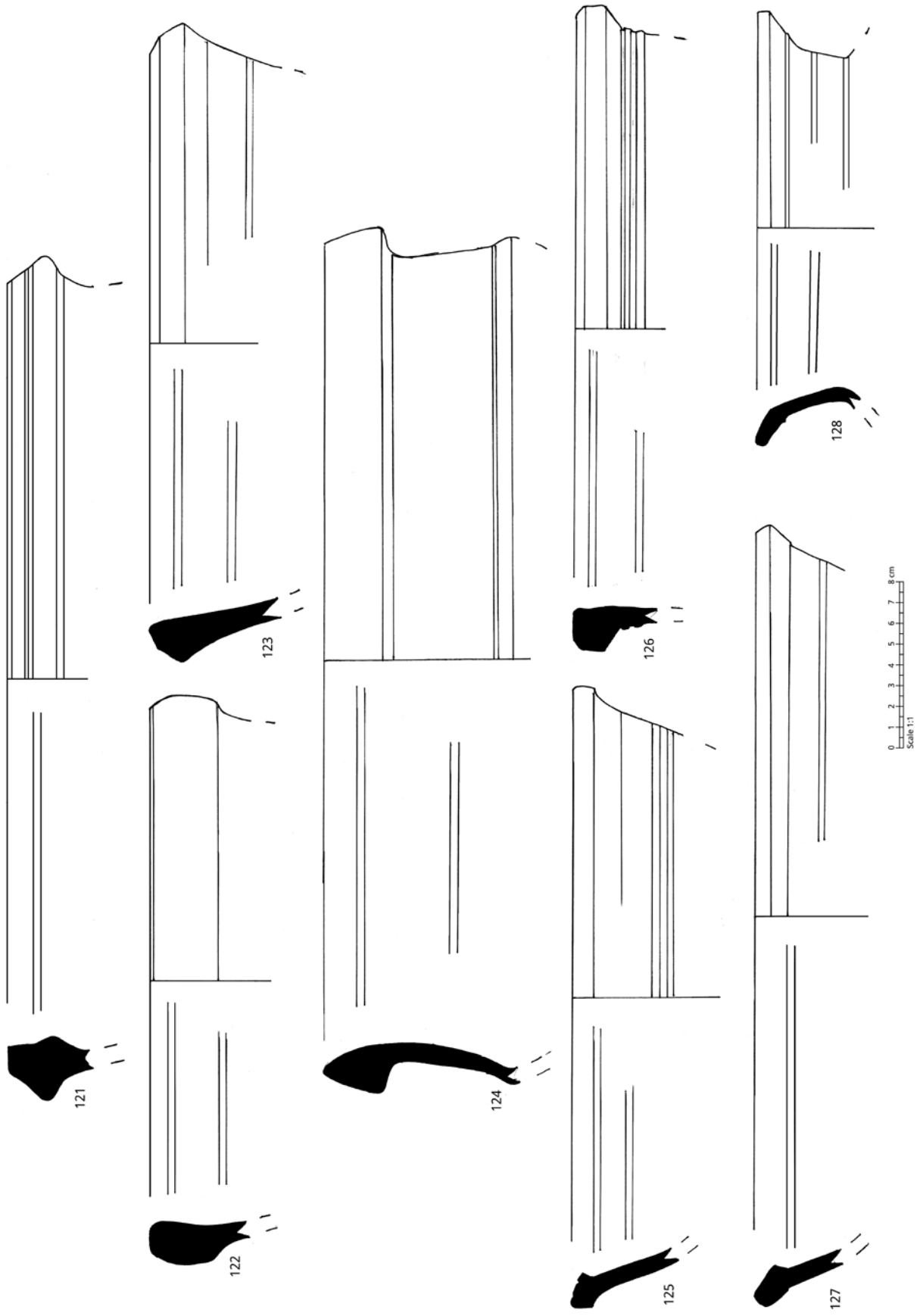


Figure 25

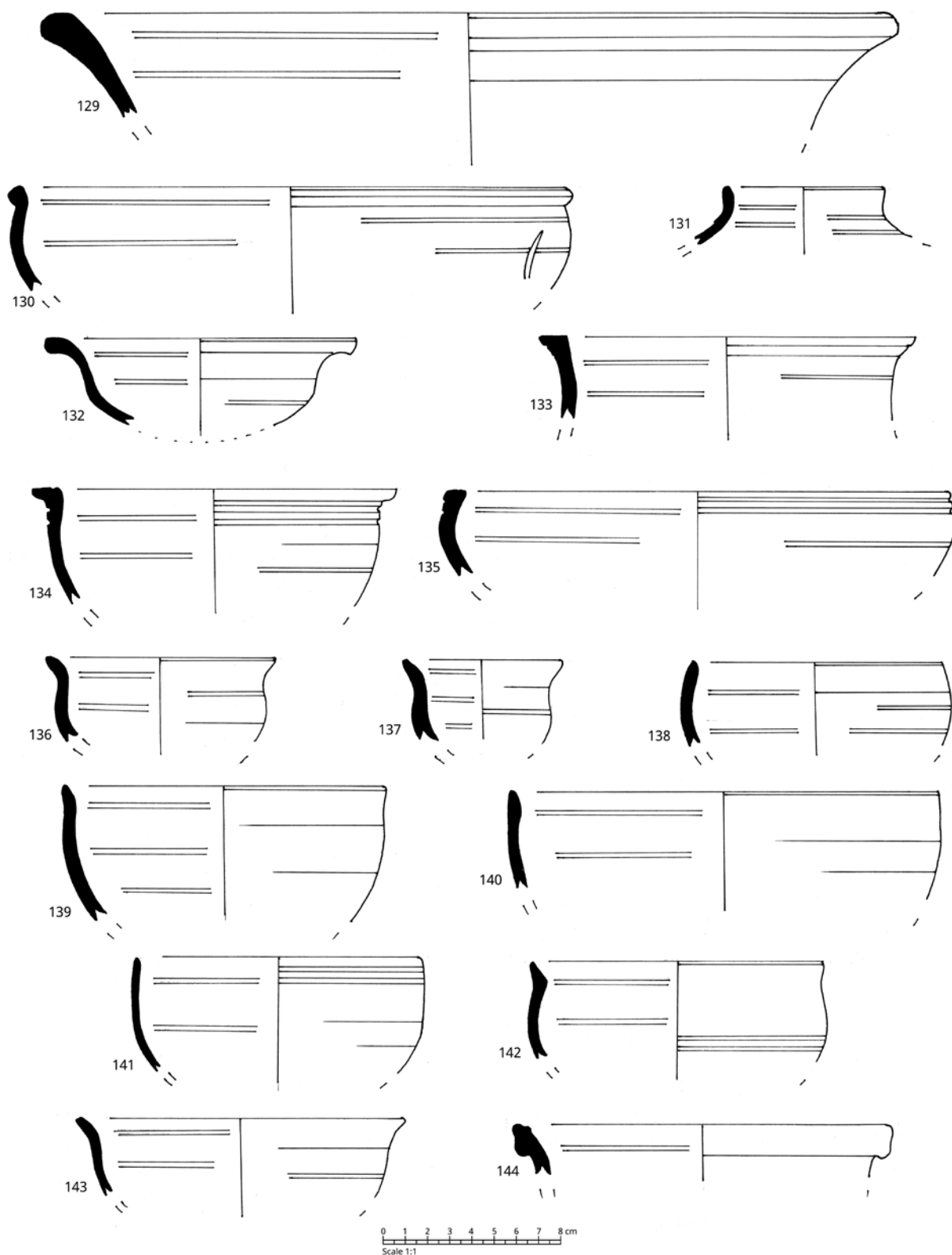


Figure 26

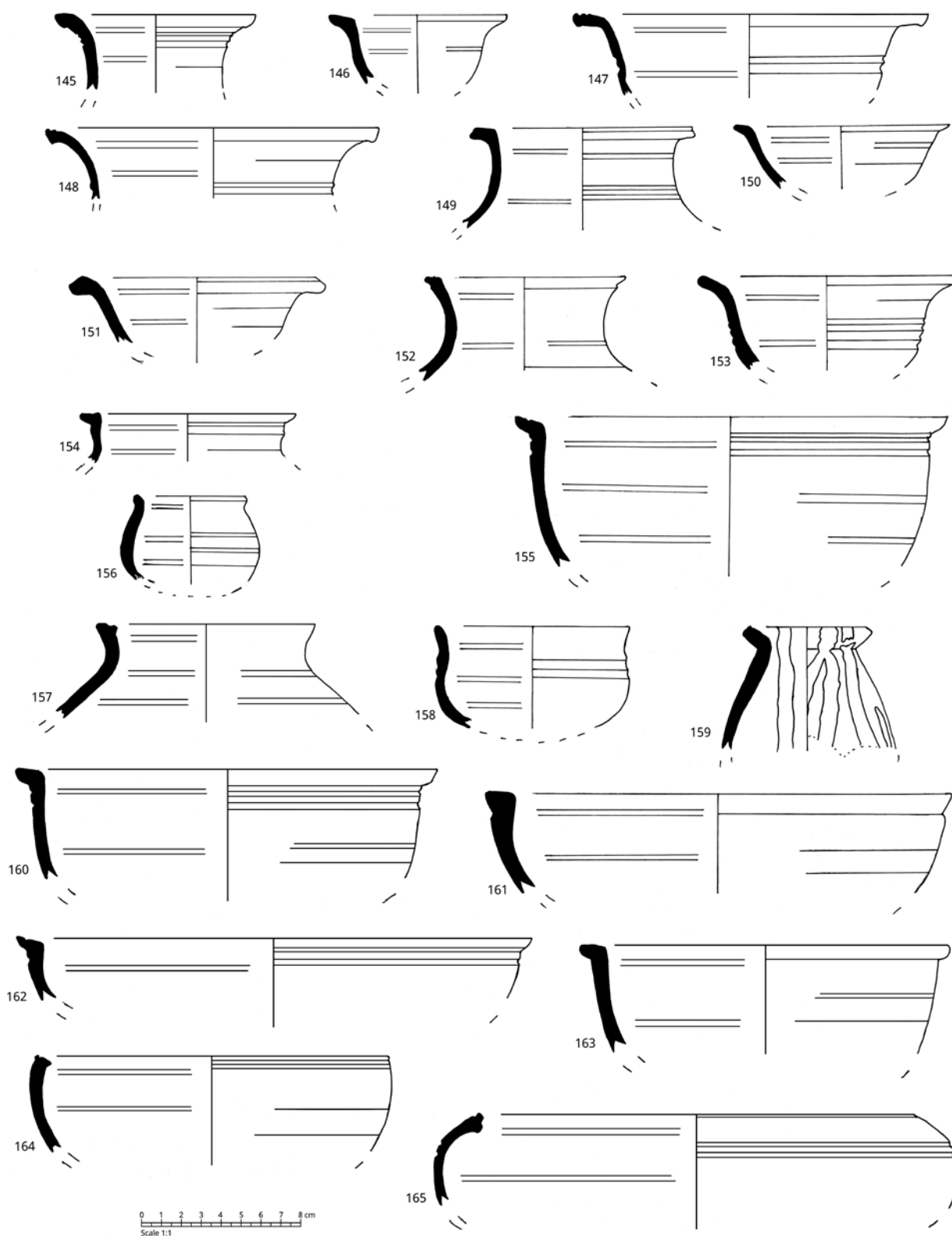


Figure 27

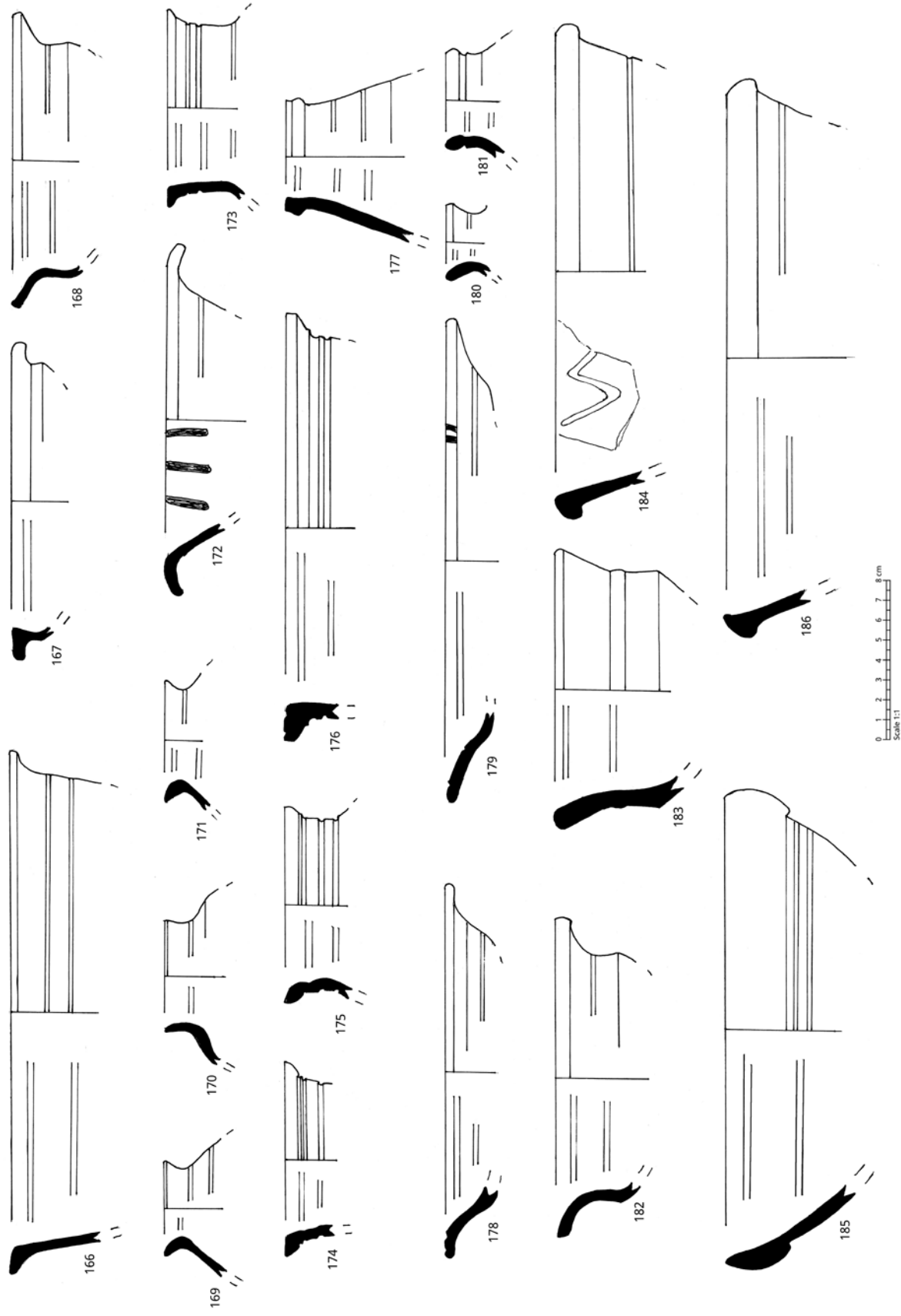


Figure 28

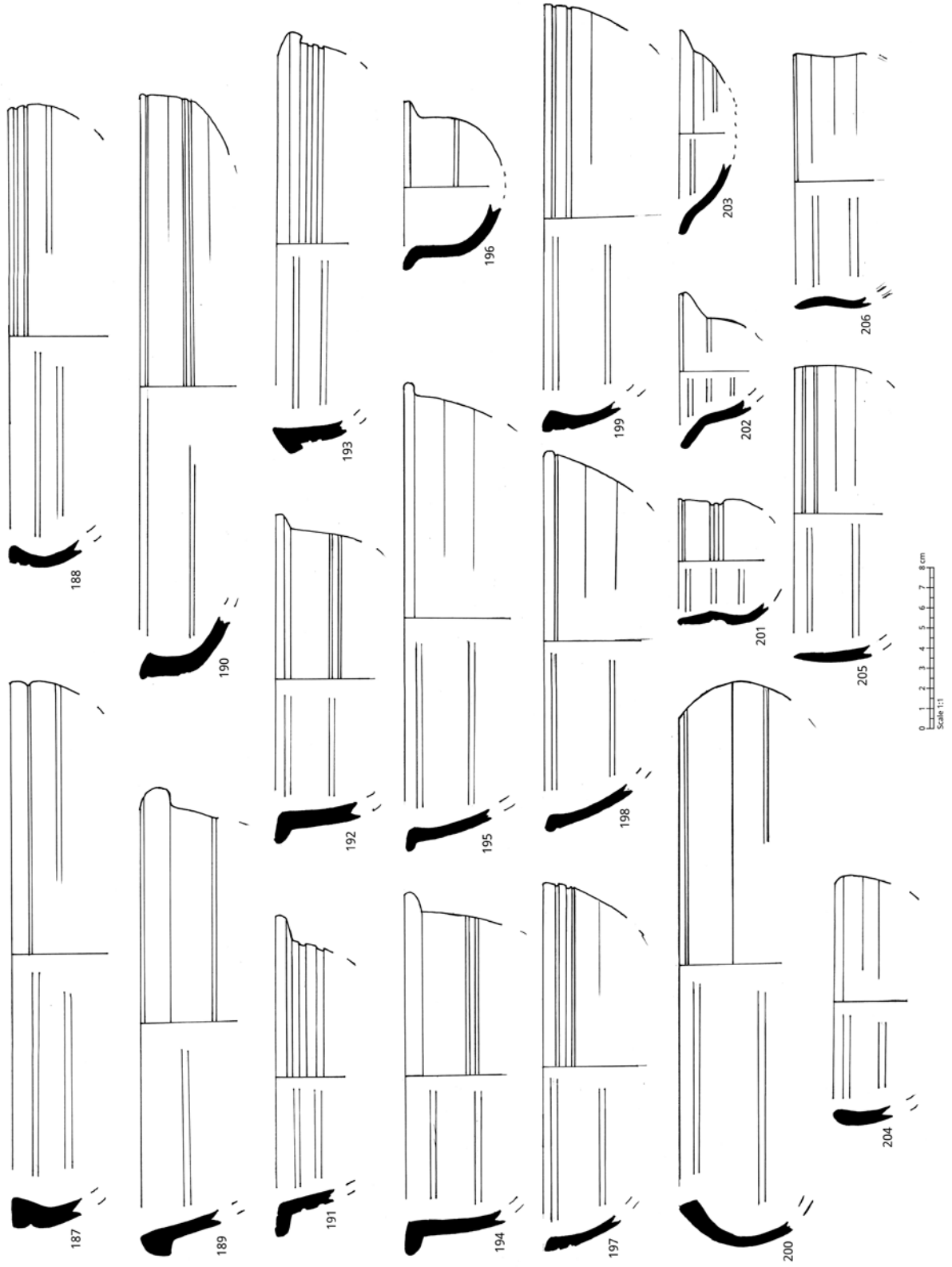


Figure 29

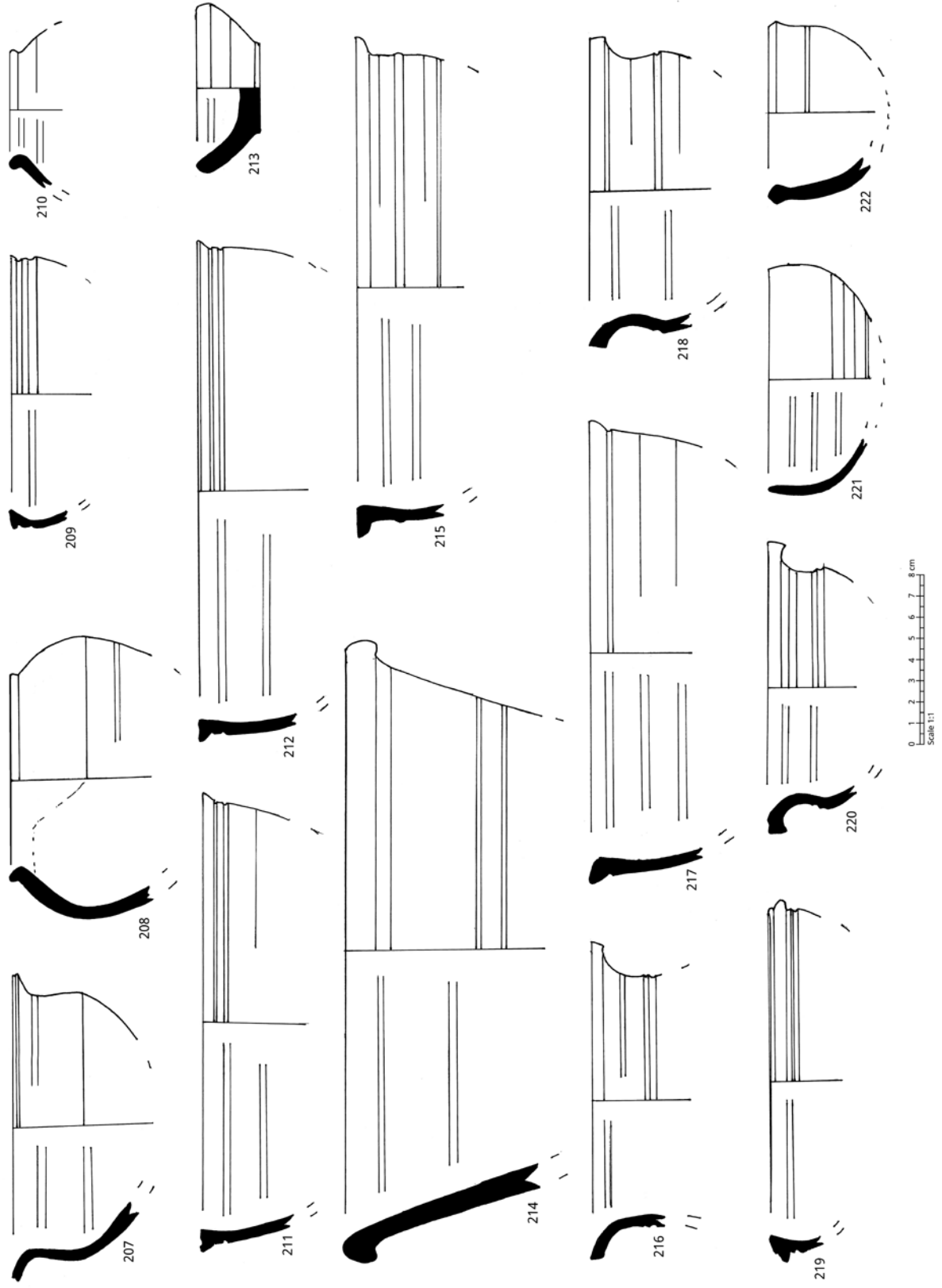


Figure 30




Figure 31

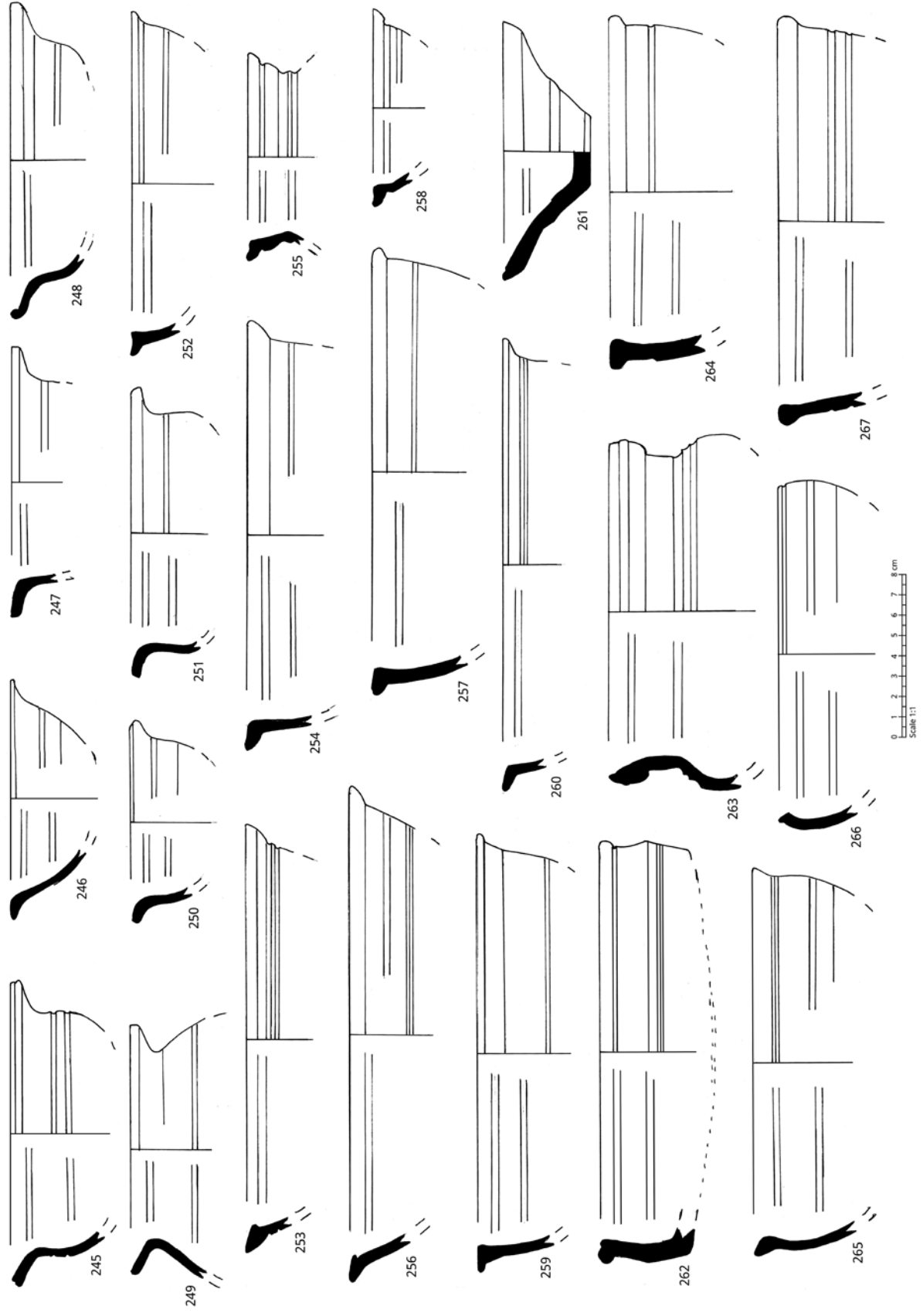


Figure 32




Figure 33




Figure 34




Figure 35

