

Preliminary Report of Archaeological Excavations at Hayatabad, Peshawar: Field Season 2018

Gul Rahim Khan^{a,*}, Ibrahim Shah^a and Abdul Samad^b

^a Department of Archaeology, University of Peshawar, Peshawar, Pakistan

^b Directorate of Archaeology and Museums, Government of Khyber Pakhtunkhwa, Peshawar, Pakistan.

Abstract: This report is the second in the series of Hayatabad excavations conducted in three consecutive years (i.e. from 2017 to 2019). Accordingly, it is related to field activities carried out in 2018. During these excavations, we opened new trenches in which new smith workshops were exposed. Of these, one yielded a multi-phases workshop known from four stages of a rebuilt crucible and furnaces at different levels of occupation. The most fascinating feature of this season of work was the discovery of a burnt granary consisting of two compartments. There we found numerous storage pots arranged in L-shape alignment and other pots lying upside down in dumped and compressed condition due to the collapsed timbers of ceiling. This work also unearthed mud and stone structures always found built in grid pattern. In other finds, copper coins including a small hoard, animal and human figurines, stone and terracotta beads, stone pestles, iron objects and ceramics are also reported. Hence new evidences confirm the previously proposed occupation periods at the Hayatabad site known from 2nd century BCE to the end of 2nd century CE.

Keywords: Hayatabad, Peshawar, Indo-Greeks, Indo-Scythians, Kushans, smith workshops, pottery, stone tools, beads, coins.

Introduction

The Department of Archaeology, University of Peshawar, conducted further excavations at the same site at Hayatabad (Peshawar) in summer 2018. These field activities took place in mid-April, which continued for three months and hence concluded in mid-July. As described in our previous excavation report, the site is located at the entrance of Phase-V, Hayatabad (Peshawar) (Khan *et al.* 2019). On the Google Earth map, the site can be located at the coordinates 33°59'42.66"N and 71°26'30.06"E. It is adjacent to the left of main Torkham Road leading to Afghanistan and further connected with western, southern and northern routes.

In view of the location and condition of the site, and fascinating discoveries of the previous excavations, the Department of Archaeology resumed work at the same site for the second season in 2018. This year excavations were carried out with the same spirit under Professor Ibrahim Shah, Chairman of the Department of Archaeology. The field team remained the same led by the principal author/investigator supported

by Mr. Muhammad Naeem Bacha (Surveyor-cum-Draughtsman), and M.Phil and Ph.D students. For this successful campaign, we would like to extend our debt of gratitude to Mr. Humphrey Sarfaraz Peters, Bishop of Peshawar, for his generous help and support, and to Professor Sara Safdar for her kind cooperation. They not only granted us permission for their valuable land but also encouraged our field activities. We are thankful to the Peshawar Development Authority for extending help and cooperation during the recent excavations. The Department of Archaeology, University of Peshawar, is also grateful to Dr. Abdul Samad, Director, Directorate of Archaeology and Museums, Government of Khyber Pakhtunkhwa, for the renewal of license issued for further excavations at the same site. The Department of Archaeology, pays debt of gratitude to the Vice Chancellor and administration of the University of Peshawar for providing us permission, financial support and other logistic facilities for our field activities.

* Corresponding author: Gul Rahim Khan ✉ graham2006@uop.edu.pk

Excavations

This year the team selected adjacent area with the previously exposed trenches including an old trench AI/18 which was not fully excavated. In view of this plan, excavations were carried to the east and west of the area excavated last year. According to plotted map of the site, we conducted our fresh excavations at the following trenches:

AI/9, AI/10, AI/14, AI/15, AI/19, AI/20,
AI/24, AII/6, AII/11, BII/11, AI'/9, AI'/14,
AI'/20 & AI/18.

These trenches were exposed one by one and sometimes diggings were carried out simultaneously at different locations. The trenches located to the east of our previous excavations were AI/9, AI/10, AII/6, AI/14, AI/15, AII/11, AI/19 and AI/20 including previous season unexcavated trench AI/18. Besides this, three trenches were also laid to the west of the last year excavations. A large trench 10x5 metre was selected as isolated in BII (Fig. 2).

We began our excavations from a single trench at AI/14 (Pls. 1b, 2a & 2b). After removing the topmost layer, we found a circular furnace, stone anvil and a number of wall stones. Some stones were found lying in proper orientation and some randomly. After removing unsystematic stones, there we found a circular column like structure (1 metre in diameter) made in several courses, which continued to the bottom level of the trench (Pls. 8a-c). In the course of excavations, we found a very hard and compact level at southwest corner which perhaps used as floral level because ashes, charcoal bits and few bone pieces were lying scattered over there (Pl. 5a). The following layer (no. 3) comprises a thick deposit of soil containing potsherds and other objects. Similar finds were also reported from the following layers. This trench was successfully excavated up the virgin soil for determining levels of different occupations and their contemporary activities. These parameters could also be applied to the process of excavations at other trenches as well. Accordingly, distinguished features of other trenches will be highlighted here.

Along with this, we also started work at AI/19, which is located to the south of AI/14.

Just below humus layer, a stone wall lying in the east west orientation across the trench unearthed in the centre (Pls. 3b, 4a). In this way, the wall penetrates the trenches situated to the east and west. It is a straight wall of single course with a width of 60 cm. A fragment of stone wall at the north-south orientation is connected to the south side of this wall, which is further extended to the adjacent trench AI/24. These structures obviously belonged to the late period at the site as only their foundation levels survive in the upper strata. To the north of this structure, two circular furnaces, semi baked clay crucible and broad base of quenching pot found side by side (Pls. 3b, 4a-b). These evidences suggest another compartment of workshop established in the late occupation (i.e. the Kushan period) at this site. Some burnt soils with compact surface unearthed to the other side of the same structure but without any significant features. The composition of the remaining layers is the same as highlighted in the description of the previous trench.

In pursuance of the long stone-wall exposed at AI/19, we started work at AI/20. The wall under discussion also continued in the same orientation in the new trench (Pls. 4a, 5b). It comes from the west trench and penetrates into the south-east corner perhaps also persistent in the next trenches as well. It usually occupies the southern part of the trench and confined to the upper strata. Some evidences of mud-brick wall traced out, which is almost parallel to the stone-wall but near the west section it turns towards north at right angle. This structure found at the lower layers which seems earlier than the stone-wall built in the upper layers. This wall is badly disturbed due to the recent past septic tank dug out in this area (Pl. 6c). In view of this disruption, our excavations did not reach to the lowest level of the trench.

In view of square plan we selected new area i.e. trench AI/15. This trench is located to the north of AI/20 and east of AI/14 (Pl. 5b). With the start of first layer, L-shaped stone structure was exposed that goes down deep into the virgin soil. It is a long-sophisticated wall of four courses built in the north-south orientation, which turns toward the west on the north side (Pls. 9a-b). To the east of this wall, a number of fallen stones and a circular

furnace with stone anvil unearthed together. The stone anvil is remarkable due to its huge cuboid shape accomplished with fine trimming and smooth surfaces (Pl. 21a). After removing fallen debris, we found mud-brick structure with three sidewalls built on the east, north and south sides. On the west side it is supported by stone wall lying in the north-south orientation (Pl. 10b). According to this layout, it was a perfect small compartment in rectangular shape made during the earliest period (i.e. Indo-Greek) of the site (Pls. 19b, 20a). The most fascinating discovery made at the following layer (no. 4) when burnt soil, ashes and timbers found together. Above this deposit first we unearthed a cooking pot and then a lot of burnt activities were noticed when we removed this pot (Pl. 7b). Near the east wall of mud bricks, a large hollowed bird figurine with a terracotta wheel below it found in the burnt deposit (Pls. 17e-f). This thick burnt deposit was obviously a fallen material of ceiling collapsed due to fire incidence. It is interesting to see that everything lying below this level were left intact and never re-excavated and cleared out for later occupations. Below the burned level, we found a cooking pot covered with flat stone slab and another small pot filled with ashes used as burning chamber for this purpose (Pls. 20a-b, 21a). Further north in the same trench, we found a large storage pot and a deep pit filled with ashes (Pl. 23a). These ashes were carefully removed for which this pit was made in virgin soil (Pl. 22b). Similarly the large storage pot filled with soil was successfully dug out which laid buried in the virgin soil. Inside this pot a curved lid fallen into it was also recovered.

After this, we opened a new trench at AI/9 (Pl. 8a). After removing the topmost layer, we found many stone walls coming from west and east trenches. Accordingly, two parallel walls of double courses lying in east-west orientation appeared in the west side where they were the parts of compartments previously found in AI/8. In this trench, these walls are fallen in the middle and discontinued towards further east. A narrow stone-wall of double courses lying north-south was also found in the upper strata where it is connected with another wall coming from east side. Hence their southwest corners make

L-shaped structure of the compartment. The east-west structure contained four courses built over virgin soil is earlier than the north-south narrow structure (Pl. 9a). The size of wall and its stone blocks are bigger than the previous one. Along the north side of this wall i.e. inside the room, a quenching pot and a circular furnace were found side by side (Pls. 12a-b). Both components are known from layer-2, which obviously belonged to late phase of the site (i.e. Kushan level). Apart from this, a large storage vessel unearthed inside the south-west corner of room which further sunken into the virgin soil (Pl. 12b).

A trench AI/10 was opened for investigating the extension of stone-walls going towards south and east directions, already exposed in AI/9 and AI/15 (Pl. 8a). A junction of stone-walls of two courses made in different sizes forms the eastern portion of rectangular compartment. Its western part lies in AI/9 where the above features of workshop were exposed. Accordingly, this rectangular chamber was used as workshop during the late phase of the site (Pls. 9a-b, 10a).

In pursuing the burnt evidences previously exposed at AI/15, an adjacent trench AII/11 on its east was selected for further investigations (Pl. 10a-b). The composition of the first two layers remain unchanged as we have experienced in former trenches. The most distinguishing feature of this trench is the collapsed form of burnt ceiling over granary. Below this level was uncovered a thick burnt deposit comprised of ceiling timbers like beams and rafters lying in east-west and north-south orientation often crossed at right angles (Pl. 23c). This deposit contained a lot of ashes, which was carefully removed step by step. Just below these debris, six large storage vessels were found in L-shape, which were well arranged in the alignment of northeast corner of the room. Of these, four pots were found against the north mud-brick wall and the remaining against the east wall (Pls. 16a-b). These pots were installed according to the layout of compartment and erected on the level of natural soil. Due to the pressure of fallen structure, these pots were uniformly broken at their shoulders. In this way the upper portions of these pots vertically penetrated into their lower bodies (Pls. 16a, 17a, 17c). The lower bodies seem

to have been partially buried inside the ground as compact soil was found around them. Some of these storage vessels yielded charred beans (both round and oblong) and one has a small bowl inside it. The adjacent area was also occupied with a variety of pots of different sizes where some pots were lying at their original place, but many found in upside down position (Pls. 15a-b). A row of small pots containing bowls and dishes unearthed at north-south orientation against the western wall. Most of these pots reported in upturned position perhaps had been fallen from a shelf when the fire incident was happened (Pls. 16a-b, 18e-f). Some pots of this row are intact or slightly damaged. Few ones bear evidences of decayed small grains. One broken painted pitcher is reported from the centre of the trench towards south direction (Pl. 19b, no. xxv, Fig. 17, no. 132). In view of number of large pots with grain deposits and variety of other pots the two compartments divided by a narrow mud-brick wall in the centre obviously utilized as granary (Pls. 19b, 21b). It is very important to find the context that this structure was built during the Indo-Greek period and perhaps collapsed during the late phase of the Indo-Scythians but never reopened and reconstructed in the late phases of the site. This area was abandoned permanently and thus everything left intact in their original form.

A new trench AI/24 was opened in the south alignment of AI/19. We carried out work in this trench step by step and found some evidences of a workshop (Pl. 26c). A stone base of quenching pot unearthed besides stone-wall. This stone-wall lying in north-south orientation is fragmentary and perhaps connected to the large wall exposed in three trenches (AI/18, AI/19 and AI/20).

We resumed work at trench AI/18, which was left unexcavated just below first layer of the site (Pl. 27c). Stone-walls of a rectangular room exposed during excavation in layer-2 (Pl. 27b). These walls are well made and went down to the virgin soil. These walls are of different width and sizes and mostly composed of five courses (Pl. 28b, 29b). Some walls overlapped one another in the same orientation (Pl. 28b). A long wall with one or two courses foundations coming from east side built over the north side wall of the room.

This wall and west wall of the room which is also of a single course are corresponding to each other. Underneath these structures, four walls of the room are contemporary and obviously belonged to the early phase (i.e. Indo-Greek) of site. This is the only room which contains four stone walls and floor levels in perfect condition. In this room we found three circular furnaces, one stone anvil and crucible which rebuilt in four phases (Pls. 29a-b). All features of this workshop belonged to the early period. The reusing and rebuilding process of this semi-baked clay conical crucible is interesting:

- a. The first crucible was made on virgin soil as the flat-topped foundation stone was inserted into the natural soil of the site and then the 24 inches conical structure of crucible is erected over it (Pl. 30d).
- b. In the second stage lower body of the previous crucible is slightly filled with lumps and then square stone with flat-topped foundation stone is placed and its upper structure went parallel within the conical body of previous one. The walls of this crucible are thin and slightly taller than the first one as it was mostly built within old one (Pl. 30c).
- c. The crucible of third phase is similarly made within structures of previous two crucibles. But the base of this crucible is made of thick mud lumps. The inner side of the lower body of this crucible is furnished with small bits of terracotta, which is semi-baked and thus provide a very hard surface for the crucible (Pl. 30b).
- d. In the final stage, foundation wall of the 3rd phase was retained but repaired and coated with the same material as used in the previous one (phase-3).

This crucible was made near south-east corner of the trench. It inclusively gives an effect of a vertical pile of bowls placed one above the other e.g. the upper one retained within its lower one, the latter within the below and similarly the second last within the bottom of the lowermost one (Pl. 30a). It indicates that this workshop had been in active use for a long period of time. Its early

period definitely goes back to the Indo-Greek period and the later to the Indo-Scythians. A stone anvil associated with this multi-stages crucible is in rectangular shape with flat-topped surface was also fixed against the east wall. The furnaces were established slightly towards west side of the room.

In the meanwhile a detached trench located in BII/11 was marked for excavation. It was a test trench, bit larger than the others, intended to discover the perimeter and lay out of the cultural deposit (Pl. 31c). After removing humus layer, a junction (corner) of stone-walls uncovered. These walls set at north-south and east-west orientation and meet at right angle. To the north of wall a small hoard of six copper coins unearthed. These coins were lying scattered on the floor level in one place about one metre space. Two days later, one more copper coin was also recovered from the same area but picked up fifteen centimetre down the previous level. Apart from a hoard treasure, cultural deposits and living activities were limited, thus we abandoned our excavations in this trench.

In pursuance of fire incidence occurred in granary at AI/10 and AII/6, one more trench to their north at AII/6 was selected for excavations (Pl. 22a). This trench did not yield significant findings as it was already partly levelled for the construction of modern drain for industrial waste. However, at the lower levels (layer-6) two small pits were discovered lying one above the other. These pits were filled with broken and some complete terracotta pots and ashes (Pls. 31a-b). The last pit was retained just above the virgin soil. It yielded some interesting pedestalled cups, bowls and dabber. They seem to have thrown material as these pots found haphazardly with ashes.

Besides this core area of excavations, we also undertook some work in three trenches located to the west of our previous excavations. These trenches, as mentioned earlier, were marked as AI'/9, AI'/14, AI'/20. The landscape, layout of walls, furnaces made for workshops and result of finds observed in these trenches were thoroughly consistent and uniform (Pls. 24a-b & 31c). One long stone-wall of three courses was uncovered, which belonged to the early period of site. Some portions of east-west orientation mud-brick walls seem connected with the stone wall. Workshop

features such as circular furnaces, base of quenching pot and stone anvils are also reported. All these features corresponded with the strata of upper levels hence belonged to the late period of the site.

Structures and other Features

The simple wall structures and infrastructures set up for smith workshops remained the same as described in the preliminary report of our previous excavations (Khan *et al.* 2019). Two types of masonry (mudbricks and stone-walls) is reported and often made in two stages of constructions. The stone-walls are known in two sub-types, (a) the broad walls of many courses usually belonged to the early period of the site and (b) the narrow walls of double or single course often overlapping the previous one belonged to the late phase of the site. The stone-walls of the early period look intact and sophisticated in structure. The stone-walls of the late period usually represent foundation of the late structure and often overlaid structures of the previous period. The most obvious example in this context is noticed in trench AI/18 where a rectangular chamber for workshop was constructed during the early phase. In the later period, another stone-wall of the late period was raised over it on the long wall of the north side, which runs parallel to it. Similarly its tributary wall on the west side is slightly east of the previous one but erected in the same orientation. All the four walls of the early period are intact, well made and lying underneath the upper structures or about the same alignment. It is also noted that the room size of the early period looks smaller than that of the late period although orientation of the wall remained unchanged (Fig. 3).

The mudbrick wall, usually narrow in structure (30 cm wide), confined to the early period i.e. Indo-Greek level (Pl. 22a). The overlapping tradition of mudbrick walls of the late period over the early period is not known or collapsed due to the fragile nature of substantial. The mudbrick walls usually founded at the granary area where three side walls including a partition wall of the two compartment and southern enclosure or large room in front of these rooms were constructed of this material. After this, the frequent use of

mudbricks is reported from a group of three trenches undertaken to the western end of the site. But these trenches are unable to reveal clear plan and layout of mudbrick structures.

One element of the stone structure reported at AI/14 is new and not known in previous excavations. It is a circular column made of several small stone courses (Pls. 8a-c, 9a). Its foundation was made over the virgin soil and obviously belonged to the early period of the site. The existing top of this structure was reused like a stone platform in the later period as smith furnace, stone anvil and other stones spread at the same level were found side by side. Another circular or semicircular structure or platform was found in AI/18 (Pl. 28a). Half of this structure or a complete semi-circular structure is exposed along with north section while the remaining portion seems penetrated into the balk between this trench and AI/13. It is reported in layer 4 with no other relevant feature in the same vicinity.

Furnaces and Workshops

Eight smith workshops were exposed during previous season of excavations marked in serial number from W1 to W8. In continuation of this, six more workshops were unearthed this year, which can be designated with similar number from W9 to W14 (Fig. 3). The workshops of this site were usually equipped with four elements i.e. furnace, crucible, quenching pot and large stone anvil. These four elements are rarely found intact at one place. Last year criteria i.e. retaining of two elements in one place or within one enclosure will be applied for the formation of a single workshop. However, some workshops contained more than one furnace. In these workshops, we traced out eleven furnaces, four quenching pots, two crucibles and four stone anvils (Pls. 25a-f, 26a). All quenching pots are reported in fragments and merely their bases somehow found in complete form (Pl. 3b, 25e). All furnaces were exclusively made in circular shape, which mostly retained the same diameter of 30 cm as recorded last year. The conical crucibles are represented by two examples, one is simple known from the upper strata and the other made in multi phases from lower layers (Pls. 29a-b, 30a-d). Similarly four stone anvils are

known in different shapes and sizes. These anvils bearing broad flat top were made in rectangular and oval shapes. As described in our previous report, these arrangements were made for smith workshops.

Workshop 9 (W9)

This workshop spread over two trenches i.e. AI/9 and AI/10. It was set up in a small rectangular chamber (Pls. 9a, 12a-b, Fig. 3). A base of quenching pot and a circular furnace were found side by side although this part of trenches has been disturbed due to erosion and cutting of edge for industrial drain. These features of the workshop including the enclosure walls existed in the upper strata obviously belonged to the late period of the site. The southern wall seems to have been built over the early period as the late period wall overlapping it in the same orientation while the other three walls slightly narrow in width erected in the late period. One storage pot is also found from the same area but it belonged to the early period as its lower body was implanted in virgin soil.

Workshop 10 (W10)

Located in the adjacent trench AI/14, this workshop (W10) was also found in the upper strata and hence contemporary with the previous one (W9). The existing features comprise a circular furnace, a large stone anvil and a stone platform nearby top surface of stone column (Pl. 8a, 13a, Fig. 3). On the south and east sides it is bounded with stone-walls. The remaining were fallen or disturbed due to recent activities on the surface of the mound.

Workshop 11 (W11)

This workshop has been preserved in AI/15 and located to the east of W9. It also lies in the same orientation. It is identified by a circular furnace with ashes and charcoals and a large rectangular anvil (Pl. 21a, Fig. 3). Some scattered stones were also found near anvil perhaps arranged for a platform which were found in other workshops too. The stone anvil is interesting and slightly different from others by its huge size, straight

sides and flat-topped surface. These features were found in rectangular chamber enclosed within stone wall on its west side and mud-brick walls on the remaining three sides. All these walls seem to be of early period as they were erected during the early phases of occupation where granary had been collapsed long before the construction of this workshop. All these features unearthed in the upper layers and hence contemporary with the other two workshops (W9, W10) traced out in the same vicinity.

Workshop 12 (W12)

This workshop is reported from AI/19 and seemingly arranged in a sequence following the row of W9 and W10 in north-south orientation. It is also known in the upper strata and hence belonged to the late period (i.e. the Kushans) of the site. This workshop yielded two circular furnaces, base of a quenching pot and small crucible without stone base (Pl. 3b, Fig. 3). It was bounded by a courses stone-wall of two courses on its south and mudbricks wall on east sides. The stone-wall was obviously contemporary while the mudbrick wall of the early period.

Workshop 13 (13)

This is the most intact and well preserved workshop of the site so far known from the excavated area. It is the only workshop of the present excavations that belongs to the early period of the site (i.e. Indo-Greek). This workshop is marked by three small furnaces, an oblong stone anvil and a multi-phases crucible (Pls. 29a-b, 30a-d, Fig. 3). The stone anvil installed between the crucible and a furnace all arranged in a row against the east wall of the chamber. The multi-phases crucible, as described above, was reused after renovation and repairing in the same place. As a result of these arrangements, the level of crucible was gradually raised according to the surface of the existed ground. This workshop was built within small rectangular chamber unearthed in AI/18 trench and found in the west alignment of W12.

Workshop 14 (W14)

This workshop is reported from the west zone

trenches located at AI'/9. It was exposed in the upper layers that apparently belonged to the Kushan period. This workshop is characterized by a circular furnace, a crucible filled with earth, an uneven stone anvil and a base of quenching pot (Pls. 24a-b). All features of this workshop are known in frail and poor state of preservation.

Apart from this, circular furnaces of the same nature are reported from adjacent traches like AI'/14 and AI'/20 too. The remaining features of these workshops seemingly damaged due to their placements in upper strata which have been levelled and disturbed for the construction of industrial drain.

Small Finds

The outcome and occurrence of small finds is almost the same as we experienced in the previous season of our excavations (Khan *et al.* 2019). These objects include toilet tray, copper coins, terracotta human and animal figurines, beads, iron finger rings, blades and sickles, stone pestles and grinding tools and numerous pots and potsherds.

Of these the discovery of a steatite toilet tray is fascinating, and remarkable piece of art occurred at the small archaeological site in Peshawar. It is slightly broken and portrays an erotic scene of the Greek antagonistic couple 'Satyr and Nymph'. Being companions of Dionysus, these two figures frequently depicted with other figures known in various relief panels of Buddhist art (Tanabe 2020). The discovery of this particular theme from the site under discussion is an important piece of evidence of the classical Greek art because it is not known from proper provenance in Gandhara before this. However, toilet trays of different themes are well reported from Sirkap (Taxila) but not known none of them from other major sites like Shaikhhan Dheri (Dani 1963-64) and Aziz Dheri (Nasim Khan 2010) of the same period sites in Gandhara region.

Like the previous year excavations, the terracotta human figurine usually of female are few and often unearthed in broken condition. Stylistically, they are the same as those of baroque lady found in abundance at Shaikhhan Dheri and Taxila. In animal, bull figurines are common:

some complete while others broken. Broken horns of these figurines are also reported. One hollow figurine of a stylized bird with a hole at the top for receiving small stone and whistling and a cross hole at base for wheels and a small hole across beak for string was used as toy. As described in the catalogue, one terracotta wheel of a pair was also found underneath it. Apart from this, one more fragment of a hollow figurine is also reported.

Like our previous excavations, beads of different varieties are unearthed from the present excavations too. These are known in stones, paste, glass paste and terracotta. Of these, one schist bead is enormously larger in size but only half is preserved and engraved with pair of zigzag lines. In terracotta, most of the beads are plain but the bicone shaped pieces are often decorated with geometrical pattern. The conical and pot-shaped beads usually applied with a heavy collar at top. This year, short bicone with central notched band are also known in good number.

Fragments of bangles are known both in glass and shell material. They are plain and often made in rectangular section. The shape and occurrence of this material are not different from the previous results. One cowrie shell and half-broken antimony rod of shell are also known from the present excavations.

Like the previous year, the result of finger rings is almost the same and all known in iron. Of these two are intact and remaining in fragments. In other iron objects, varieties of hooks and rods, arrow heads, clamps, sickle-blades, bracelet and large size cleaver are reported. Two sickle-blades are excavated intact and one was attached with a small nail for hafting. Apart from this, iron lumps are also known particularly picked up around workshops area.

Among other objects, stone pestles and pounders are known in large quantity. They were made in different sizes and varieties like barrel, cylindrical, elliptical, ovoid, cuboid and round shapes. They always bear marks of utilizations at their ends and sides. Most of them are reported complete and few are also known in fragments.

Four grinding stones are also known from current excavations. They are mostly long bars with flat topped or slightly curved surface. Of

these, one is complete with shoulders at both ends remaining are in half pieces. The bottom sides often inserted into floors are rough and uneven.

Similarly, we found reasonable number of sharpeners. Naturally small flat sided stones of different shapes were used for this purpose where the surface of utilization can be identified by its smoothed exterior. Sometimes both sides were used for the same purpose.

A large number of small round stones, some seem trimmed from outer edges are also collected. These pieces are known in different sizes and weight and perhaps used as weight cubes for weighing small objects. Like previous excavations, this year too we found a stone ring (doorpost) of the same design perhaps used for revolving the door.

Pottery

The response and results of pottery were almost the same as we had experienced during the last year of our field work. This year, we also found a large number of pots and potsherds. The pottery of this site bear close similarity with that of properly excavated sites such Sirkap (Marshall 1951; Ghosh 1947-48), Shaikhani Dheri (Dani & Sehrai 1965-66; Hussain 1980) and early levels of Aziz Dheri (Nasim Khan 2010) and Damkot (Rahman 1968-69). The general features of these ceramics remained the same so there is no need to repeat them all in the same manner. The most significant feature of the present collection is novel varieties of some intact and broken pots unearthed at the burned granary. The pottery of this site is usually known in red colour but grey ware also collected. The grey ware is normally represented by few sherds of drinking bowls, pedestalled cups and a small pitcher. This type of pottery is plain but one body sherd, perhaps of pitcher, bears denticulate pattern on its shoulder. The link of this category was earlier established with the Indo-Greek and the Indo-Scythian periods (Dani & Sehrai 1965-66: 136-38).

The red ware pottery is known in a wide range of types from small pots to large storage jars. The surface scheme of such pottery also varies from fine smooth to roughened and crude exterior.

Besides main assemblage of pottery, three dabbers are also recorded. Of these the intact dabber is reported from a pit area unearthed in lowest layers (6) at trench AII/6. Apart from other pot sherds, this pit yielded some fine examples of pottery such as a pedestalled cup and a long drinking glass. This pit was found buried in two stages; the upper one included a terracotta long glass, broken bowls and a pedestalled cup (Pl. 31a), the lower comprised complete pedestalled cup with black paintings and dabber (Pl. 31b). No pit of this nature is reported from this site.

A noteworthy group of complete pots are found at granary, a burned chamber located in trench AII/11. These pots are known in different types, sizes and shapes. This particular group of pottery included a painted pitcher, storage jars (often broken), dishes, serving and drinking bowls, short pedestalled cups, medium and small jars. In view of their deposition in the lower level, such assemblages obviously belonged to the early phase (Indo-Greek) of this site.

One large storage pot picked up from the lowest layer further penetrated into the virgin soil. It came from a room located to the west of granary in AI/15. It was filled with soil and its lid found inside it which was fallen due to the collapsed deposit of upper strata. It is in bulbous shape with sloping walls and a plain cordon applied round shoulder. The rim was slightly damaged and with except few cracks it is almost intact. Due to the context in which it was installed apparently belonged to the Indo-Greek period.

The painted pottery is few but interesting. One pitcher is decorated with a variety of designs: rim depicts parallel lines, base of neck blobs, the upper register round shoulder star and plant motifs and the lower register bears hatched triangles and other designs. One fragment portrays animal motif in stylized pattern. Other sherds decorated with floral and geometrical designs. One small sherd is decorated with wheel design. The broad flat rims of pedestalled cups, usually of the Indo-Greek period, painted with triangles, hatched triangles and parallel lines. One pedestalled cup is painted with small leaf pattern. The inner base of a pedestalled cup, like previous season, painted with butterfly or floral motif.

The shoulders and rims of some large serving bowls, pitchers and dishes often decorated with denticulate and series of wavy bands. The shoulders of some storage pots are strengthened with cordons which bear a variety of geometrical designs such as wavy lines, cross bands and oblique lines. The inner bases of dishes are sometimes also decorated with floral design and circles. Similarly, shoulders of small vessels are decorated with pair or series of grooved lines.

Apart from these categories, large number of pot fragments are known in the form of rims, pedestals, bases, handles, spouts, knobs and other parts. The forms, size, texture, fabrics and other features of such pottery reveals the nature, scope and utilizations. The general features of such parts are the same as those elaborated in the previous report of our excavations. Like the previous work, the pottery is likewise classified into groups and varieties and highlighted with images and drawings of some selected specimens.

Periodization

In the 2017 excavations, nine copper coins were recovered from different layers. These coins greatly helped to establish the basic periodization of the site. Of these, one coin belonged to the Taxila-Pushkalavati series, two to the Indo-Bactrian-Greek, four to the Indo-Scythian and two to the early Kushan periods. In view of these evidences, the occupational dates of the Hayatabad site ranged from 2nd century BCE to the beginning of 2nd century CE (Khan *et al.* 2019).

During the present season of excavations, we found eighteen copper pieces including a hoard of six coins. The twelve coins picked up from different layers in various trenches. The hoard deposit was found scattered within one metre square area on the floor level. This deposit came from the upper strata at trench BII/11. According to the context, the hoard belongs to the late period of the site. All coins of the present excavations are reported in rusted condition but sometimes designs were traceable on them when unearthed. Somehow the coins were recognized from their shapes and size as well. Later, these coins were sent to the Central Laboratory of the Lahore Fort,

Government of the Punjab, for proper cleaning and treatment. We are thankful to Malik Maqsood (Deputy Director) and Irshad Muhammad Sumro (Chemist) for their help and support. Apart from one example, the remaining coins of the present excavation are legible for understanding the sequence and chronology of the site. The coins are summarized in the following chart and description.

In view of the results of the previous excavations, the new collection of coins not only confirm the chronology of our previous excavations but they precisely delimitate the initial and terminal periods of the site. These coins are generally assigned to three major periods (Chart-A); (a) Bactrian-Greeks, (b) Indo-Scythians and (c) Kushans. The first period is known by three coins, the second also by three coins and the third by twelve coins. The coins of the Bactrian-Greeks belonged to the two kings i.e. Eukratides-I and Antialkidas. One coin of Eukratides-I was also reported from previous excavations. All coins are square in shape and executed in uniform design portraying helmeted bust of king on the obverse and mounted Dioscuri on the reverse. This piece of numismatic evidence confirms the rule of this king in the Peshawar valley. The rule of this monarch is usually known from 171 to 145 BCE. The single coin of Antialkidas is in better condition depicting the bust of Zeus on the obverse and palms and pilei of Dioscuri on the reverse.

All coins of the Indo-Scythians exclusively belonged to the reign of Azes II, the last ruler

of this dynasty. The rule of this king is generally placed during the last quarter of 1st century BCE. The coins reported from the present excavation are uniform in their design showing bull figure on the obverse and lion on the reverse. One coin came from the second layer in AI'/14 and remaining two from the hoard deposit. These coins are legible but known in poor state of preservation. The results of Azes II coins of the current and previous seasons are alike and issued in full denomination of Indian weight standard. This type of Azes II coins were obviously issued from Gandhara region and widely circulated in the Peshawar valley.

During the previous excavations, two coins of the Kushan period were reported from this site. They were assigned to the first two rulers of the dynasty. This year, the result of the Kushan coins is promising and more comprehensive but no coin of the founder king (i.e. Kujula Kadphises) is clearly evidenced. The uncertain coin may be associated to the reign of this ruler but it is just an assumption. Looking to the general trend of finds, the coins of Kujula Kadphises are not commonly found in the Peshawar region. Like previous excavations, one coin of Wima Taktu, the second ruler of the Kushans, is also known from our present excavations. The site also yielded one coin of his successor, Wima Kadphises. His successors like Kanishka and Huvishka are represented respectively by five and four coins. Four coins of Kanishka are of full denominations of main mint and one of quarter denomination of Kashmir and

Table A. Summary and sequence of coins

Ruler/ Series	Dynasty	Period	Coins		
			Layer	Hoard	Total
Eukratides	Bactrian Greeks	174-145 BCE	2	-	2
Antialkidas	-do-	c. 115-95 BCE	1	-	1
Azes II	Indo-Scythians	c. 35-10 BCE	1	2	3
Soter Megasthenes	Kushans	c. 90-110 CE	1	-	1
Wima Kadphises	-do-	c. 110-126 CE	1	-	1
Kanishka I	-do-	126/27-151 CE	3	2	5
Huvishka	-do-	154-191 CE	2	2	4
Uncertain	—	—	1	-	1
Total	—	—	12	6	18

Hazara mints. The obverse design of all these coins is uniform depicting standing figure of king at altar to left and reverse known with the figures of Miirō, Oado and four-armed Oesho. On some coins, the reverse figures are not clearly visible.

One coin of Huvishka is of heavy denomination, which portrays figure of king seated cross-legged on obverse with uncertain deity on reverse. The remaining three coins of this ruler issued in reduced weight and the obverse display king riding on elephant to right. The reverse of one coin is somehow clear, exhibiting a female figure (perhaps Nana) standing to right. The reduced weight coins of Huvishka belong to the second phase of the main mint. Of these, two coins belong to the hoard deposit. This numismatic evidence obviously indicates that the site was abandoned during the late phase of the reign of Huvishka (CE 155-191).

The characteristic features of terracotta figurines, variety of small finds including art objects, bead pieces and pottery etc. as described above and explained in the catalogue also support the proposed sequence and chronology of the site. These phases of occupation can also be confirmed with antiquities and other features reported from contemporary sites in Gandhara and the surrounding region.

References

- Dani, A.H. and Sehrai, F.U.
1965-66. Shaikhān Dheri Excavation (1963 and 1966 Seasons). *Ancient Pakistan* II: 17-214.
- Francfort, H.-P.,
2015. Figures emblématiques de l'art grec sur les palettes du Gandhāra", in: *La Grèce dans les profondeurs de l'Asie*, (Cahiers de la Villa Kérylos, J. Jouanna, V. Schiltz, et M. Zink (Dir.), Paris, De Boccard: 305-339.
- Ghosh, A.
1947-48. Taxila (Sirkap), 1944-5. *Ancient India* 4: 41-83.
- Hussain, J.
1980. *Shaikhān Dheri Pottery: A Methodological and Interpretive Approach*. PhD Dissertation, Churchill College, Cambridge.
- Khan, G.R., Durrani, M.A. and Samad, A.
2019. Preliminary Report of Archaeological Excavations at Hayatabad, Peshawar: Field Season 2017. *Ancient Pakistan* XXX: 111-97.
- Marshall, J.
1951. *Taxila: An Illustrated Account of Archaeological Excavations*, volumes 2 & 3. Cambridge: Cambridge University Press.
- Nasim Khan, M.
2010. *The Sacred and the Secular: Investigating the Unique Stūpa and Settlement Site of Aziz Dheri, Peshawar Valley, Khyber Pakhtunkhwa, Pakistan*, volume 2. Peshawar: Directorate of Archaeology & Museums, Govt. of Khyber Pakhtunkhwa.
- Rahman, A.
1968-69. Excavation at Damkot. *Ancient Pakistan* IV: 103-250.
- Tanabe, K.
2020. The Dionysiac imagery from the Mediterranean to Gandhāra. *Ancient Punjab* 8: 9-36.

CATALOGUE OF SMALL FINDS

COPPER COINS

Bactrian Greeks

Eukratides I

1. Reg. No. 169; Locus: AI/14; Layer: 5; Weight: 7.26g, Size: 24.0x23.0x3.3 mm

Obv. Bust of king facing to right, wearing diadem and crested helmet. Greek legend fragmentaryKPATI....

Rev. Mounted Dioscuri to right, only traces are visible, Kharoshthi legend fragmentarymaharajasa.....

2. Reg. No. 129; Locus: AI/15; Layer: 3; Weight: 4.45g, Size: 18.1x18.1x3.0 mm

Obv. Bust of king facing to right, wearing diadem and crested helmet, cloak over shoulders. Greek legend fragmentaryEYKPATIAO....

Rev. Dioscuri riding on horse to right holding spears and palm branches, badly, Kharoshthi legend uncertain.

Antialkidas

3. Reg. No. 249; Locus: AI/18; Layer: 4; Weight: 6.08g, Size: 18.3x18.3x3.8 mm

Obv. Bust of Zeus to right, carrying thunderbolt over left shoulder. Greek legend BΑΣΙΛΕΩΣ/ΝΙΚΗΦΟΡΟΥ/ΑΝΤΙΑΛΚΙΔΟΥ

Rev. Pilei and palms of the Dioscuri, control marks delta with bar above and sigma under pilei. Kharoshthi legend fragmentary Maharakidasa

Indo-Scythians

Azes II

4. Reg. No. 184; Locus: BII/11; Layer: 2; Weight: 10.83g, Size: 26.0x3.7 mm

Obv. Humped bull standing to right. Nandipada symbol above back of bull and Greek legend illegible.

Rev. Lion standing to right with long curved tail. Control marks unclear. Kharoshthi legend around it but illegible

5. Reg. No. 153; Locus: AI/14; Layer: 2; Weight: 10.11g, Size: 29.0x3.5 mm

Obv. Humped bull standing to right, Kharoshthi letter *mi* before it. Fragmentary Greek legend ΑΣΙΑΕΩΣ.....ΜΕΓΑΛΟΥ.....

Rev. Lion standing to right with long curved tail, Greek control mark Y□ above back. Kharoshthi legend Maharajasa (5 o'clock, anti-clockwise).....ja.....Ayasa (5 o'clock, clockwise)

6. Reg. No. 186; Locus: BII/11; Layer: 2; Weight: 9.65g, Size: 25.2x3.7 mm

Obv. Humped bull standing to right, Greek mark N above it. Greek legend fragmentaryBΑΣΙΛΕΩΝ.....

Rev. Lion standing to right with long curved tail, Greek control marks Y□ above back. Kharoshthi legend (anti-clockwise) fragmentary.....rajati.....

Kushans

Soter Megas (Wima Taktu)

7. Reg. No. 28; Locus: AI/24; Layer: 2; Weight: 7.07g, Size: 19.6x4.5 mm

Obv. Bust of Mithra to right, rays emanating from head, wearing cloak over shoulders, holding arrow bound with fillet in raised right hand before face. Four-pronged tamga behind head in the left field.

Rev. King riding on horse to right, holding pickaxe in raised right hand, four-pronged before horse. Greek legend with large square letters fragmentaryΛΕΥC(Σ) BAC(Σ)I.....

Wima Kadphises

8. Reg. No. 231; Locus: AI/24; Layer: 4; Weight: 15.31g, Size: 28.4x4.6 mm

Obv. King standing frontally with head turned

to left, wearing diadem and tall headdress, tunic, trousers, cloak and heavy boots, sword hanging underneath garment, right arm sacrificing over altar in the left field and left hand holding hem of dress near waist. Trident-cum-battle-axe stands in the left field and tamga with club in the right field. Greek legend [BACIAEYC BACIAEWN CWTHP MEΓAC OOMO KΑΔΦICHC] unclear.

Rev. Three headed Oesho standing facing, slightly leaning on bull to his left, hair tied with knot, wearing necklace over left shoulder and dhoti with erect linga, holding long trident in his right hand, behind him bull standing to right, *nandipada* symbol in the left field. Kharoshthi legend fragmentary [Maharajasa rajadirajasa] sarvaloga isvarasa mah] isvarasa Vima Kathaphisasa tratarā (anti-clockwise, 12 o'clock to 1 o'clock)

Kanishka

9. Reg. No. 191; Locus: BII/14; Layer: 2; Weight: 15.55g, Size: 26.6x5.2 mm

Obv. King standing frontally with head turned to left wearing diadem and low headdress, tunic, trousers, cloak tied at chest and heavy boots, sword fastened with belt hanging over left side, right arm sacrificing over altar and left hand holding spear. Bactrian legend defacedNIHḡKI.

Rev. Bearded male figure running to left, wearing skirt, holding veil with both hands. Four-pronged tamga in the left field and Bactrian legend in the right unclear.

10. Reg. No. 188; Locus: BII/11; Layer: 2; Weight: 15.36g, Size: 26.2x4.2 mm

Obv. King standing frontally with head turned to left as 191. Bactrian legend fragmentaryNIHḡKI.

Rev. Four-armed male figure standing frontally with head turned to left, perhaps holding diadem, thunderbolt, trident and water flask and in different arms. Four-pronged tamga in the left field and uncertain Bactrian legend in the right.

11. Reg. No. 125; Locus: AI/14; Layer: 4; Weight: 14.53g, Size: 26.4x4.5 mm

Obv. King standing frontally with head turned to left as 191, Bactrian legend fragmentary unclear.

Rev. Male figure perhaps (Athsho, Mao and Miirō) standing frontally with head turned to left, right arm extended and left resting on waist and holding something in it. Tamga in the left field and uncertain Bactrian legend in the right.

12. Reg. No. 185; Locus: BII/14; Layer: 2; Weight: 3.83g, Size: 18.2x3.0 mm

Obv. King standing frontally with head turned to left, wearing diadem and tall headdress, tunic, trousers, cloak and heavy boots, right arm sacrificing over altar and left hand holding spear. Kharoshthi letter *ji* in the left field and Bactrian legend fragmentaryNIHḡKI.

Rev. Male figure (Miirō) standing frontally with head turned to left, sunrays halo around head, wearing tunic, trousers and cloak, right arm extended and left resting on the hilt of sword near waist. Four-pronged tamga in the left field and Bactrian legend in the right unclear.

13. Reg. No. 180; Locus: BII/11; Layer: 2; Weight: 15.36g, Size: 3.2x4.2 mm

Obv. As 185, Bactrian legend uncertain.

Rev. Male figure standing frontally with head turned to left but features and legend unclear.

Huvishka

14. Reg. No. 154; Locus: BII/11; Layer: 2; Weight: 14.64g, Size: 26.0x4.5 mm

Obv. King seated frontally cross-legged upon mountains with head turned to right, wearing diadem and round headdress, tunic and trousers, halo around body, holding spear in raised left hand and something in right before chest. Bactrian legend fragmentaryḡA000HḡKE.....

Rev. Male figure standing frontally with head turned to left, wearing tunic, trousers and cloak, making two-finger gesture with right

arm and left resting on the hilt of sword near waist. Four-pronged tamga in the left field and uncertain Bactrian legend in the right.

15. Reg. No. 189; Locus: BII/11; Layer: 2; Weight: 12.36g, Size: 24.8x4.8 mm

Obv. King riding on elephant to right, holding elephant's goad in the right hand, other details and legend uncertain.

Rev. Defaced.

16. Reg. No. 187; Locus: BII/11; Layer: 2; Weight: 11.49g, Size: 25.4x4.2 mm

Obv. King riding on elephant to right, holding elephant's goad in the right hand, other details and legend uncertain.

Rev. Female figure standing to right, wearing double robe dress, perhaps holding scepter in right hand and bowl in the left. Four-pronged tamga in the right field and uncertain Bactrian legend in the right.

17. Reg. No. 117; Locus: AI/14; Layer: 2; Weight: 10.06g, Size: 24.0x4.0 mm

Obv. King riding on elephant to right as 154, but details and legend unclear.

Rev. Male figure standing frontally with head to left, but badly defaced and corroded.

Uncertain

18. Reg. No. 252; Locus: AI/14; Layer: 3; Weight: 0.58g, Size: 13.0x1.8 mm

Obv. Traces of the head of male figure as usually seen on Kujula coins but badly defaced.

Rev. Defaced.

TOILET TRAY AND SAUCERS

Steatite Toilet Tray

19. Reg. No. 142; Locus: AI/14; Layer: 2; Size: 72x50 mm

It is made of steatite with grey core and brownish smooth surface. Its shape is round, partly broken, flat, extended rim with parallel incised lines, portraying erotic scene of the Greek antagonistic couple Satyr (male) and Nymph or Maenad (female). The female figure, seated frontally with

legs turned back, has long bushy hair combed back, small nose with chubby cheeks, wears bracelet and short skirt, while remaining body seems naked and pushes the chin of the bearded male figure with her both hands who is seated in her lap. The male figure is naked, has curly hair, snubbed nose and large ears and wears thick bracelets. He is seated in the lap of the female figure as described above, seen in profile looking up with large open eyes to the face of the female figure, his right arm goes round her and seduces her for love making. This type of scene was widely developed in different varieties in Greek art.

One similar example of toilet tray (acc IS.236-1960), reported from Gandhara and now preserved in the Victoria & Albert Museum (London), also depicts the naked figure of Satyr with Nymph (Francfort 2015: 322-23). Stylistically, the V&A example is different from the toilet tray under discussion as it portrays the female figure in the lap of male figure where the latter is keeping to remove her hand from his chin (<https://collections.vam.ac.uk/item/O65344/ornamental-dish-ornamental-dish-unknown/>). This piece of Greek art justifies its own significance for the archaeological context reported from the site of Hayatabad in Peshawar, the heartland of Gandhara. Other related material unearthed at the same site such as terracotta human figurines, fashion ware painted pottery and coins of the Greco-Bactrian rulers issued during the 2nd century BCE further strengthens the validity and position of the Greek style toilet tray in the existing chronology of the site.

The authors owe their debt of gratitude to Joe Cribb, former Keeper of the British Museum and Jessie Pons, faculty member at Ruhr-Universität Bochum, for their sincere help and cooperation extended in the study of this toilet tray.

Soapstone Saucer

19a. Reg. No. 172; Locus: AI/9; Layer: 5; Size: 75x20 mm

Small saucer or bowl with internally sloping rim, highly smooth surface, upper body particularly rim partly damaged, the inner side is decorated with three parallel incised lines below rim and three concentric circles at base. The exterior has

plain surface with flat base, medium texture, and grey colour.

TERRACOTTA FIGURINES

Human Figurines

Head & Upper Body

- 20. Reg. No. 233; Locus: AI/24; Layer: 5; Size: 35x32x23 mm**

Broken head of a baroque lady with pinched nose, applique eyes and lips, front hair arranged in triangular form with end ties and circular disc at forehead, hair combed backwards and tied with clip fallen on neck. The head is well made in red colour with red slip.

- 21. Reg. No. 179; Locus: AI/20; Layer: 4; Size: 32x27 mm**

Fragment of a female figurine, only right half middle body with short pointed arm preserved, wearing ornamented necklace over chest, incised vertical lines on back side, find red colour with red slip.

Lower Body and Legs

- 22. Reg. No. 138; Locus: AI/15; Layer: 3; Size: 63x37x30 mm**

Female figurine with upper body, head, arms and feet broken, the frontal body is flat with joint legs demarcated by a vertical line at front and back. It has pudenda with waist band, round body and projected buttocks. It is finely made in orange colour with red slip.

- 23. Reg. No. 273; Locus: AI/15; Layer: 3; Size: 58x20x28 mm**

Lower half body of female figurine, head, arms and feet broken, the frontal body is flat with projected buttocks at back. One leg of the joint body preserved with pudenda and waist band; pinkish colour with red slip.

- 24. Reg. No. 182; Locus: AI/19; Layer: 3; Size: 35x14 mm**

Fragment of a lower middle body (right) of female figurine, only right portion is preserved, remaining body missing. The frontal body is flat

with round projected buttocks at back, pudenda with waist band; pinkish colour with red slip.

ANIMAL FIGURINES

Bull

- 25. Reg. No. 246; Locus: AI/18; Layer: 3; Size: 57x45x28 mm**

Humped bull with hump slightly broken, has circular short horns, flat face with a horizontal pierced hole in the middle perhaps made for a cord. The body colour is pinkish with pink slip.

- 26. Reg. No. 251; Locus: AI/18; Layer: 4; Size: 60x50x32 mm**

Bull figurine with head and legs broken, hump above neck is missing. It is finely handmade with smooth plain body. The body has pinkish colour with red slip.

- 27. Reg. No. 126; Locus: AI/14; Layer: 4; Size: 55x30 mm**

Animal figurine perhaps a bull, partly hind legs and front body broken and missing. The figurine is roughly handmade; plain body of pinkish colour with red slip.

- 28. Reg. No.130; Locus: AI/15; Layer: 3; Size: 40x40x42 mm**

Animal figurine perhaps a bull, front body including fore legs broken and missing and hind legs partly broken. It is roughly handmade, plain body, orange colour with pinkish slip.

- 29. Reg. No. 235; Locus: AI/24; Layer: 5; Size: 30x40x22 mm**

Hind part of animal figurine perhaps a bull, front body with fore legs broken and hind legs slightly broken and one side is damaged. The body is crudely made of pinkish colour with red slip.

- 30. Reg. No.183; Locus: AI/11; Layer: 2; Size: 52x30 mm**

Torso of animal figurine perhaps a cart bull, head and legs broken, traces of a hole across the body perhaps made for a wheel or cord. The body is roughly handmade, plain, pinkish colour with red slip.

31. Reg. No. 167; Locus: AI/20; Layer: 5; Size: 60x50 mm

Front torso of animal figurine perhaps a bull or horse with neck partly preserved, head and legs broken. The body is finely made, plain, pinkish colour with red slip.

32. Reg. No. 175; Locus: AI/9; Layer: 5; Size: 50x35 mm

Front torso of animal figurine perhaps a bull or horse with neck partly preserved, head, fore legs and hind body broken. The body is roughly handmade, plain, pinkish colour with red slip.

33. Reg. No. 274; Locus: AI/9; Layer: 5; Size: 50x35 mm

Front torso of animal figurine perhaps a bull or horse with neck partly preserved, head, fore legs and hind body broken, a hole is made across the body for a cord. The body is handmade and looks hollow from inside, plain, pinkish colour with red slip.

Animal Horns and Legs

34. Reg. No. 113; Locus: AI/20; Layer: 2; Size: 22x11 mm

A short broken horn with circular eye of animal perhaps bull. It is made in tapering shape but slightly curved in the middle. It is handmade, pinkish colour with red slip.

35. Reg. No. 115; Locus: AI/14; Layer: 1; Size: 22x22 mm

A broken horn or leg of animal figurine. It is made in tapering shape, roughly handmade, pinkish colour with red slip.

36. Reg. No. 120; Locus: AI/14; Layer: 3; Size: 30x16 mm

A broken leg of animal figurine, tapering shape, roughly handmade, pinkish colour with red slip.

37. Reg. No. 181; Locus: AI/20; Layer: 3; Size: 31x13 mm

A broken leg of animal figurine, tapering shape, slightly curved in the middle, handmade, pinkish colour with red slip.

38. Reg. No. 228; Locus: AI/24; Layer: 2; Size: 38x18 mm

A broken leg of animal figurine, tapering shape with pointed tip, handmade, pinkish colour with brown slip.

39. Reg. No. 281; Locus: AI/18; Layer: 3; Size: 30x14 mm

A broken leg of animal figurine, ovoid shape, well handmade, pinkish colour with red slip.

40. Reg. No. 282; Locus: AI/18; Layer: 4; Size: 26x16 mm

A broken leg of animal figurine, tapering shape, slightly curved in the middle, handmade, pinkish colour with red slip.

Bird Figurines

41. Reg. No. 150; Locus: AI/15; Layer: 5; Size: 155x65 mm

Large toy cart bird figurine, hollow and stylized form, flat face with broken ears, a horizontal hole made across the face for a cord, another similar hole at the base for wheels and one more hole at the top for sound playing as small stone pieces are accommodated in the wide hollow body for the purpose. It is fine handmade toy with smooth surface, red slip on pinkish colour.

42. Reg. No. 114; Locus: AI/19; Layer: 2; Size: 56x45 mm

Fragment of large toy cart bird figurine, hollow and stylized form. Only tail portion in ovate shape is preserved while remaining body missing, handmade with smooth surface, red slip on pinkish colour.

WHEELS

43. Reg. No. 149; Locus: AI/15; Layer: 5; Size: 66x13 mm

Solid flat wheel with hubs on both sides, the outer side has small projected hub and the inner side broad hub, well made with smooth surface, red slip on pinkish colour. This wheel was a part of bird figurine as found with it.

BEADS**Stone Beads**

- 44. Reg. No. 134; Locus: AI/9; Layer: 1; Size: dia. 8 mm**

Small cornelian bead, hemispherical shape, has a narrow hole across the body, dark red colour.

- 45. Reg. No. 176, Locus: AI/9; Layer: 6; Size: dia. 9 mm**

Small cornelian bead, hemispherical shape, has a narrow hole across the body, brown colour.

- 46. Reg. No. 155, Locus: AI/14; Layer: 3; Size: dia. 9 mm**

Unfinished stone bead, hemispherical shape with fine smooth surface but no hole across the body, yellow colour.

- 47. Reg. No. 128, Locus: AI/15; Layer: 3; Size: dia. 15 mm**

Stone bead, hemispherical shape with fine smoothed surface, a narrow hole across the body, pinkish color with white spots in irregular size.

- 48. Reg. No. 124; Locus: AI/15; Layer: 2; Size: 26 (dia.)x16 (height) mm**

Soapstone bead, straight convex cone with broad collar at top, deep grooves round shoulder, turned and polished, greenish grey colour.

- 49. Reg. No. 161; Locus: AI/15; Layer: 4; Size: 34 (dia.)x25 (height) mm**

Large convex bicone, half broken, decorated with parallel lines in zigzag pattern in two registers, smoothed surface, greenish grey colour.

Paste, Shell & Glass Beads

- 50. Reg. No. 234; Locus: AI/24; Layer: 5; Size: 8 (dia.)x6.3 (height) mm**

Short barrel paste bead, three black appliqué eyes (dot within circle) at regular interval round body, highly smooth surface, cream colour.

- 51. Reg. No. 277; Locus: AI/10; Layer: 6; Size: dia. 7 mm**

Spherical paste bead, plain body, highly smoothed surface, cream colour.

- 52. Reg. No. 173; Locus: AI/24; Layer: 6; Size: 7 (dia.)x5 (height) mm**

Small cylindrical paste bead, broad hole with thin section, partly damaged, smoothed surface, yellowish colour with black spots.

- 53. Reg. No. 163; Locus: AI/14; Layer: 4; Size: 9 (dia.)x10 (height) mm**

Half broken bead of glass, narrow channel for a string hole, smooth surface, milky colour with blue spots.

Terracotta Beads

- 54. Reg. No. 123; Locus: AI/15; Layer: 2; Size: 30 (d)x22 (h) mm**

Biconical cone with short collar at both ends, parallel oblique lines round body, smoothed surface; pinkish buff colour.

- 55. Reg. No. 118; Locus: AI/15; Layer: 2; Size: 29 (d) x22 (h) mm**

Biconical bead with short collar at both ends, both sides decorated with triangles filled with oblique lines; pinkish colour with pinkish slip.

- 56. Reg. No. 145; Locus: AI/14; Layer: 4; Size: 28 (d)x26 (h) mm**

Biconical bead with pronounced collar at both ends, both sides decorated with triangles filled with oblique lines, surfaces corroded and burnt; grey colour.

- 57. Reg. No. 170; Locus: AI/9; Layer: 6; Size: 29 (d) x24 (h)mm**

Biconical cone without collar, vertical incised lines round body with a central horizontal line in the middle; pinkish colour with red slip.

- 58. Reg. No. 140; Locus: AI/10; Layer: 5; Size: 33 (d)x25 (h)mm**

Biconical cone without collar, one side is decorated with vertical incised lines, collars and central part bear dotted horizontal lines, finely made, smoothed surface, pinkish colour with red slip.

- 59. Reg. No. 279; Locus: AI/10; Layer: 6; Size: 35 (d)x22 (h)mm**

Fig or pot shaped cone with convex base and broad collar at top, decorated with central horizontal

lines, series of vertical lines round upper body and zigzag pattern on collar, pinkish colour with red slip.

60. Reg. No. 111; Locus: AI/14; Layer: 1; Size: 22 (d) x19 (h)mm

Short convex cone with heavy collar at top, flat base and plain body with smooth surface, pinkish colour with pinkish slip.

61. Reg. No. 232; Locus: AI/24; Layer: 1; Size: 25 (d)x17 (h)mm

Short convex cone with heavy collar at top, flat base and plain body, pinkish colour with buff slip.

62. Reg. No. 230; Locus: AI/24; Layer: 4; Size: 21(d)x14 (h)mm

Short convex cone with flat collar at top, flat base and plain body, pinkish colour with pinkish slip.

63. Reg. No. 244; Locus: AI/18; Layer: 3; Size: 22(d)x17 (h)mm

Short concave cone with low flat collar at top, flat base and plain body, pinkish colour with pinkish slip.

64. Reg. No. 152; Locus: AI/14; Layer: 2; Size: 22(d)x17 (h)mm

Fig shaped convex bead, flat base with tall vertical collar at top, smoothed surface; pinkish colour with pinkish slip.

65. Reg. No. 245; Locus: AI/18; Layer: 3; Size: 26(d) x19 (h)mm

Fig shaped convex bead, small flat base with out-curved collar at top, highly smoothed surface; pinkish colour with pinkish slip.

66. Reg. No. 141; Locus: AI/10; Layer: 5; Size: 21(d) x13 (h)mm

Pyramidal bicone bead, broad flat base with short collar at top, plain surface, grey colour with greyish slip.

67. Reg. No. 144; Locus: AI/14; Layer: 3; Size: 28(d) x22(h) mm

Low convex dome bead, pronounced disc with flat base, plain body, grey colour with greyish slip.

68. Reg. No. 164; Locus: AI/14; Layer: 4; Size: 30(d) x28(h) mm

Truncated convex bicone, partly damaged, plain

body, pinkish grey colour.

69. Reg. No. 247; Locus: AI/18; Layer: 3; Size: 29(d) x25(h) mm

Long convex bicone, plain body, roughly handmade, pinkish grey colour.

70. Reg. No. 242; Locus: AI/24; Layer: 4; Size: 24(d) x25(h) mm

Convex bicone, plain body, roughly handmade, pinkish grey colour.

71. Reg. No. 250; Locus: AI/18; Layer: 3; Size: 23(d) x23(h) mm

Short convex bicone, plain body with inconspicuous collar at both ends, roughly handmade, pinkish grey colour.

72. Reg. No. 121; Locus: AI/15; Layer: 2; Size: 23(d) x22(h) mm

Convex bicone, plain body, smoothed surface, pinkish colour with buff slip.

73. Reg. No. 275; Locus: AI/18; Layer: 3; Size: 28(d) x23(h) mm

Convex bicone, half broken, plain body, pinkish colour with red slip.

74. Reg. No. 190; Locus: BII/11; Layer: 2; Size: 19(d) x14(h) mm

Convex domical cone with short collar at top, plain body, smoothed surface, grey colour with black slip.

75. Reg. No. 178; Locus: AI/20; Layer: 2; Size: 24(d) x11(h) mm

Convex cone with concave disc, half broken, plain body, smoothed surface, pinkish colour with black slip.

76. Reg. No. 122; Locus: AI/14; Layer: 4; Size: 20(d) x16(h) mm

Cylindrical cone with broad flat base, plain body, pinkish colour with red slip.

77. Reg. No. 139; Locus: AI/10; Layer: 2; Size: 30(d) x9(h) mm

Short truncated convex cone with deep groove round body, grey colour with greyish slip.

78. Reg. No. 171; Locus: AI/14; Layer: 4; Size: 32(d) x8(h) mm

Short cylindrical disc with flat base, upper body partly broken, pinkish colour with red slip.

79. Reg. No. 243; Locus: AI/24; Layer: 2; Size: 25(d) x12(h) mm

Short convex cone with flat base, upper body partly broken, pinkish colour with red slip.

80. Reg. No. 166; Locus: AI/14; Layer: 5; Size: 30(d) x20(h) mm

Short convex bicone with notched central band, body partly damaged, pinkish colour with black (brunt) signs.

81. Reg. No. 165; Locus: AI/14; Layer: 5; Size: 29(d) x20(h) mm

Short convex bicone with central band boldly notched, pinkish colour with black (brunt) signs.

82. Reg. No. 280; Locus: AI/10; Layer: 5; Size: 28(d) x22(h) mm

Short convex bicone with central band boldly notched, pinkish colour with buff slip.

83. Reg. No. 241; Locus: AI/24; Layer: 6; Size: 30(d) x23(h) mm

Short convex bicone with central band boldly notched, pinkish colour with buff slip.

84. Reg. No. 236; Locus: AI/24; Layer: 6; Size: 30(d) x19(h) mm

Short convex bicone with central band boldly notched, surface partly corroded, pinkish colour with red slip.

BANGLES**Shell Bangles****85. Reg. No. 229; Locus: AI/24; Layer: 3; Size: 36 (l)x6.0 (w)x5.0 (T) mm**

Fragment of bangle, rectangular in section, plain from all sides, highly smoothed, cream colour.

Reference: Dani 1964-65: XLIX.1

Glass Bangles**86. Reg. No. 131; Locus: AI/19; Layer: 4; Size: 32.0x6.0x5.0 mm**

Fragment of a bangle, triangular in section; greenish yellow colour.

87. Reg. No. 132; Locus: AI/19; Layer: 4; Size: 19x7.0x4.0 mm

Fragment of a bangle, triangular section with raised central ridge, smoothed surface; yellowish black colour.

88. Reg. No. 168; Locus: AI/14; Layer: 2; Size: 32x9.0x4.0 mm

Fragment of a bangle, rectangular section with raised central ridge at outer side, dark blue colour.

Reference: Dani 1964-65: XLIX.7

ANTIMONY ROD**Ivory****89. Reg. No. 143; Locus: AII/11; Layer: 3; Size: 42x5 mm**

Pointed end of an antimony rod, lower part broken, smoothed surface, cream colour.

Reference: Dani 1964-65: XLVIII.8

Cowrie Shell**90. Reg. No. 227; Locus: AI/24; Layer: 2; Size: 12x7 mm**

Small cowrie shell, well preserved, cream colour.

IRON OBJECTS**Finger Rings****91. Reg. No. 127; Locus: AI/15; Layer: 2; Size: 20(d) mm**

Round shape, small flat bezel, heavily rusted.

92. Reg. No. 147; Locus: AI/14; Layer: 3; Size: 24(d) mm

Round shape, thin ring with oblong bezel in the centre, rusted.

Reference: Dani 1964-65: XLIX.12

93. Reg. No. 146; Locus: AI/14; Layer: 4; Size: 25(d) mm

Round finger ring with flat oval bezel in the centre, ring partly broken, heavily rusted and stuck with potsherd.

Reference: Dani 1964-65: XLIX.12

Ear Ring

94. Reg. No. 248; Locus: AI/14; Layer: 4; Size: 35(d) mm

Crescent shape, ends partly broken, thick broad round section with narrow ends, heavily rusted.

Arrow Heads

95. Reg. No. 112; Locus: AI/10; Layer: 4; Size: 28x20 mm

Central part of three-flanged arrowhead, pointed tip and short tang broken, rusted.

Reference: Dani 1964-65: No. 4194, p. 119

96. Reg. No. 151; Locus: A'/20; Layer: 3; Size: 29x13 mm

Three-flanged arrowhead with pointed tip and short tang, rusted.

Rods, hooks, cramps and Sickle Blades

97. Reg. No. 227; Locus: AI/10; Layer: 6; Size: 72(1) x10(w) mm

Long rod with one end curved at right angle, rectangular section, rusted.

98. Reg. No. 192; Locus: BII/11; Layer: 3; Size: 50(1) x28 (w) mm

L-shaped cramp, long broad rod with one end bent at right angle, rectangular section, rusted.

99. Reg. No. 119; Locus: AI/15; Layer: 2; Size: 30(1) mm

Leaf-shaped broad piece perhaps of knife blade, rectangular section, heavily rusted.

100. Reg. No. 133; Locus: AI/19; Layer: 4; Size: 30(1) mm

Long rod of a drill bit in square section, broad body with pointed ends, heavily rusted.

101. Reg. No. 162; Locus: AI/15; Layer: 4; Size: 62(1) mm

Long rod of a drill bit in square section, broad body with one end pointed, heavily rusted.

102. Reg. No. 278; Locus: AI'/10; Layer: 6; Size: 80(1) mm

Long thin rod made in round section, narrow body, one end broad and another end pointed, rusted.

103. Reg. No. 286; Locus: AI/10; Layer: 6; Size: 65(1)x35(head, diameter) mm

Clamp nail, a short thick rod with broad round heads at both ends, heavily rusted.

104. Reg. No. 288; Locus: AI/10; Layer: 6; Size: 70(1)x25(head, diameter) mm

Clamp nail, a thick rod in square section with square head at one end and fastened with a square nut in the middle, heavily rusted.

105. Reg. No. 284; Locus: AI/10; Layer: 6; Size: 230(1)x35(width) mm

Grass cutting sickle blade with a clamp nail, crescent shape with one end pointed and another used for hafting, the outer edge is thick and blunt and the inner edge thin and sharp made for cutting purpose, slightly damaged in the middle, heavily rusted.

106. Reg. No. 283; Locus: AII/11; Layer: 6; Size: 170(1)x35(w) mm

Grass cutting sickle blade, crescent shape with tip portion broken and another end used for hafting, the outer edge is thick and blunt and the inner edge thin and sharp made for cutting purpose, heavily rusted.

106a. Locus: AII/11; Layer: 6

Fragment of grass cutting sickle blade, crescent shape with tip and handle ends, the outer edge is thick and blunt and the inner edge thin and sharp made for cutting purpose, heavily rusted.

107. Locus: AI/10; Layer: 6; Size: 150(1)x90(w) mm

Cleaver blade, rectangular shape with pointed edge for cutting and blunt edge with deep sockets for wood hafting supported by three nail clamps, heavily rusted.

108. Reg. No. 285; Locus: AI/10; Layer: 6; Size: 65 (d)x20(w) mm

Round bracelet, rectangular section, something (gem) detached from a projected area, heavily rusted and broken.

109. Locus: AI/10; Layer: 6; Size: 90(1) mm

Lumps of iron ore (raw material) used for tools other objects, heavily rusted.

STONE OBJECTS**Pestles and Pounders****110. Reg. No. 199; Locus: AI/20; Layer: 3; Size: 90 (1)x70(w)x50(d) mm**

Tri-faceted cylindrical pestle, both ends were used for chopping and grinding purpose, body has smoothed finishing, grey colour with white lenses.

111. Reg. No. 200; Locus: AI/9; Layer: 4; Size: 125(1)x75(w) mm

Oblong shape with oval section, one end was for chopping and rubbing and another for chopping, body has smoothed finishing, grey colour.

112. Reg. No. 201; Locus: AI/14; Layer: 5; Size: 135(1)x75(w) mm

Elliptical shape, the pointed end partly broken was used for chopping, the other end also bear marks of utilization, body has smoothed finishing, greenish colour.

113. Reg. No. 202; Locus: AI/9; Layer: 4; Size: 143 (1)x55(w) mm

Long cuboid pestle, both ends showing ground marks of utilization, well made and polished, greenish grey colour.

114. Reg. No. 209; Locus: AII/11; Layer: 3; Size: 114 (1)x64(w)x55(T) mm

Long cuboid pestle, both ends were used for chopping and grinding, one end partly damaged, smoothed surface, greenish grey colour.

115. Reg. No. 296; Locus: AII/11; Layer: 5; Size: 95 (1)x65(w)x45(T) mm

Elliptical shape, both ends showing smoothed marks of utilization, one end partly damaged,

well made and polished, greenish grey colour.

116. Reg. No. 298; Locus: AI/18; Layer: 5; Size: 135 (1)x70(w)x50(T) mm

Long cuboid pestle, both ends showing marks of utilization, narrow end was used for chopping, rough surface, brownish grey colour.

117. Reg. No. 299; Locus: AII/11; Layer: 5; Size: 135 (1)x80(w)x75(T) mm

Long barrel shape, half broken, the intact end bearing signs of utilization, well made and highly polished, greenish grey colour.

118. Reg. No. 302; Locus: AII/11; Layer: 5; Size: 175 (1)x100(w)x60 (T) mm

Kidney shape, one end was used for chopping and another for grinding purposes, coarsely made, brownish grey colour.

119. Reg. No. 309; Locus: AII/6; Layer: 4; Size: 165 (1)x80(w) mm

Long cylindrical shape, half broken, the intact end bearing signs of utilization, well made and exceedingly ground, brownish grey colour.

120. Reg. No. 203; Locus: AI/15; Layer: 5; Size: 120(1)x95(w)x70(T) mm

Standard ovate shape, flatten from two sides, both ends were used for grinding and rubbing, well smoothed surface, grey colour.

121. Reg. No. 204; Locus: AII/11; Layer: 6; Size: 175(1)x95(w) mm

Long obovate shape, tri-faceted, both ends were used for chopping, well made with fine surface, greenish grey colour with dark green spots.

122. Reg. No. 205; Locus: AI/9; Layer: 4; Size: 107(1)x75(w)x60(T) mm

Elliptical shape, flattened from two sides, both ends showing marks of utilization, one end was profoundly used for grinding and another for chopping, well made and polished, grey colour.

123. Reg. No. 206; Locus: AI/15; Layer: 3; Size: 93 (1)x80(w)x57 (T) mm

Standard ovate shape like an egg, slightly flattened from two sides, both ends were used for grinding and rubbing, well made and polished, greenish grey colour.

124. Reg. No. 208; Locus: AI/15; Layer: 4; Size: 235 (1)x100(w)x80(T) mm

Long ovate pestle with pointed working ends, one side has sign of utilization, well made and ground, grey colour.

125. Reg. No. 210; Locus: AI/14; Layer: 3; Size: 150 (1)x82 (w)x57 (T) mm

Ovate shape like mango, one side is almost flat and another convex, one end narrow and another broader, the narrow end was used for grinding, well made with smoothed surfaced, grey colour.

126. Reg. No. 211; Locus: AII/11; Layer: 6; Size: 70 (1)x48 (w)x35 (T) mm

Oblong shape, both ends were used for chopping and grinding, showing burnt sings, well made with smoothed surface, grey colour.

127. Reg. No. 292; Locus: AII/11; Layer: 6; Size: 135 (1)x65 (w)x50 (T) mm

Ovate shape, half broken, one side is flat bearing grinding marks, rough surface, brownish colour.

128. Reg. No. 293; Locus: AI/14; Layer: 4; Size: 100 (1)x50 (w) mm

Elliptical shape, oval section, one side partly broken, one side has grinding marks and one end chopping signs, well made with smoothed surface, grey colour.

129. Reg. No. 294; Locus: AI/I1; Layer: 5; Size: 185 (1)x85 (w)x55 (T) mm

Barrel shape, both ends were used for grinding and chopping, one end partly broken, well made with uneven surface, greyish colour.

129a. Reg. No. 295; Locus: AI/I1; Layer: 5; Size: 115 (1)x85 (w)x50 (T) mm

Ovate shape, both ends were used for grinding, one end partly damaged, well made with smoothed surface, yellowish colour.

130. Reg. No. 297; Locus: AI/I1; Layer: 5; Size: 120 (1)x75 (w)x60 (T) mm

Barrel shape, both ends were repeatedly used for grinding and rubbing, well made and highly polished, greenish grey colour.

131. Reg. No. 300; Locus: AI/I1; Layer: 5; Size: 145 (1)x85 (w) mm

Ovate shape, one end was used for rubbing, well made with smoothed surface, greyish colour.

132. Reg. No. 208; Locus: AI/15; Layer: 4; Size: 235 (1)x100 (w)x80 (T) mm

Elliptical shape, one side was used for rubbing and chopping, both ends are pointed but without mark of utilization, well made, grey colour.

133. Reg. No. 207; Locus: AI/15; Layer: 4; Size: 95 (1)x90 (w)x50 (T) mm

Round shape, one side flattened and another low convex, grinding and chopping sings are seen on edges, well made and ground, milky colour.

134. Reg. No. 220; Locus: AI/9; Layer: 5; Size: 65 (1)x60 (w)x35(T) mm

Round shape as above (220), one side flattened and another low convex, grinding and chopping sings are seen on edges, well made and ground, greenish grey colour.

135. Reg. No. 308; Locus: AI/11; Layer: 5; Size: 80 (1)x83 (w)x45(T) mm

Lopsided pestle, both sides flattened and both ends extensively used for grinding and chopping, one edge utilized for rubbing, well made and ground, white colour with small green spots.

Pounders

136. Reg. No. 213; Locus: AI'/14; Layer: 3; Size: 70 (1)x65 (w)x53 (T) mm

Ovate shape, flattened from two sides, grinding marks are seen on three edges, well made and polished, grey colour with white spots.

137. Reg. No. 214; Locus: AI/2; Layer: 4; Size: 60 (d)x50(h) mm

Ovate shape, flattened from two sides, grinding marks all around edges, the grasping (flattened) sides well-polished, greenish white spots

138. Reg. No. 215; Locus: AII/6; Layer: 4; Size: 75 (d)x65(h) mm

Round shape, two sides slightly flattened, grinding marks all around edges with except one place, well made and frequently utilized, white colour.

139. Reg. No. 216; Locus: AI/24; Layer: 2; Size: 65 (l)x65(w)x53(T) mm

Triangular shape, tri-faceted, one edge used for grinding and all angles for chopping purposes, well made with smoothed surface, greenish grey colour.

Querns (Grinding Stones)

Reference: Dani 1964-65: p. 114

140. Reg. No. 303; Locus: AII/6; Layer: 4; Size: 225(l)x105(w)x55(h) mm

Long piece in rectangular shape, the upper side is slightly curved and well smoothed for grinding purpose, the lower side flattened, no shoulders, edges partly broken, brown colour.

141. Reg. No. 304; Locus: AI/24; Layer: 3; Size: 300(l)x120 (w) mm

Oblong shape, well made, the grinding side is concave and well finished, the lower side is rough and naturally convex, raised shoulders equally made at both ends, brownish colour.

142. Reg. No. 305; Locus: AII/11; Layer: 5; Size: 290(l)x150(w)x80(h) mm

Rectangular shape, broken from edges, well made, the grinding side is curved with granulated surface and the other side is roughly flattened, brownish colour.

143. Reg. No. 306; Locus: AI/10; Layer: 4; Size: 520(l)x280(w)x120(h) mm

Cordate shape, partly broken, the grinding side with raised edge at one end well finished, the opposite side is naturally unfinished and slightly convex, grey colour.

Whetstones and Stone Sharpeners

Reference: Dani 1964-65: p. 114

144. Reg. No. 160; Locus: Surface; Size: 52(l)x20(w) mm

Trapezoid slab, well made, the working side is highly ground and smoothed, the opposite side naturally rough and flattened, grey colour.

145. Locus: Surface, Layer: unknown

Long rectangular bar with one end slightly curved to one side, well made with smoothed surfaces, two sides were used for sharpening small tools, bluish grey colour.

146. Locus: Surface, Layer: unknown

Acuminate shape like shoe sole, the working side is highly rubbed and smoothed and the opposite side uneven partly used for sharpening small tools, grey colour.

147. Locus: Surface, Layer: unknown

Long rectangular bar, one flat side is highly smoothed and used for sharpening small tools, one edge in the wavy shape due to frequent usage of two areas, grey colour with thick patina.

148. Locus: Surface, Layer: unknown

Rectangular shape, one side is smoothed and used for sharpening small tools, the other side is also flattened but rough, brownish grey colour.

149. Locus: Surface, Layer: unknown

Trapezoidal shape, both sides are flattened, the smoothed one was used for sharpening small tools, grey colour.

150. Reg. No. 174; Locus: AI'/14; Layer: 5; Size: 75(l)x40(w)x12(h) mm

Parallelogram shape, one side smoothed and slightly concave was used for sharpening small tools, the other side flattened, grey colour.

Weight Cubes**151. Reg. No. 222; Locus: AII/11; Layer: 6; Size: 65(l)x55 (w)x45(T) mm, Weight: 324gm**

Ovate shape, slightly flattened from one side, well made and ground, brownish colour.

152. Reg. No. 217; Locus: AI/9; Layer: 2; Size: 50 (d)x35(w) mm, W. 137gm

Spherical shape, ones side slightly flattened, smoothed surface, grey colour.

153. Reg. No. 218; Locus: AI/9; Layer: 2; Size: 45 (d) mm, W. 88gm

Spherical shape, ones side slightly flattened, chopped and roughened surface, grey colour.

154. Reg. No. 219; Locus: AI/15; Layer: 2; Size: 55 (d)x40(w)x35(T) mm, W. 170gm

Oblate shape, chopped and granulated surface, greenish colour.

155. Reg. No. 221; Locus: AII/11; Layer: 3; Size: 78(d)x65(w)x30 (T) mm, Weight: 271gm

Ovate shape, flattened from two sides, well made and smoothed edges, greyish colour.

156. Reg. No. 223; Locus: AI/14; Layer: 2; Size: 60(d)x13(T) mm, Weight: 145gm

Round shape, flattened from two sides, well made and ground, brown colour with white lenses.

157. Reg. No. 224; Locus: AII/11; Layer: 3; Size: 75(d)x25 (T) mm, Weight: 213gm

Round shape, flattened from two sides, well made with trimmed edges, greyish colour.

158. Reg. No. 225; Locus: AI/9; Layer: 4; Size: 60(d)x53(w)x12 (T) mm, Weight: 75gm

Round shape, flattened from two sides, well-trimmed narrow edges, grey colour.

MISCELLANEOUS OBJECTS

Stones Ring (Doorpost)

159. Reg. No. 310; Locus: AI/15; Layer: 3; Size: 135(d)x50(T)mm, hole 20(d) mm

Round shape with a small hole in the centre, the hole is made in the cavity at both sides, remaining surface uneven with trimmed edges, grey colour.

Terracotta Objects

Round Disc

160. Reg. No. 238; Locus: AI/24; Layer: 5; Size: 42(d)x12(h) mm

Round disc, both sides are flattened, the edges are roughly cut with sharp ridges, greenish grey colour.

POTTERY

A. Registered Pots

Dabbers

161. Reg. No. 271; Locus: AII/11; Layer: 6a; Size: 105(d)x90(h)x80(base, d) mm

Pear shaped with broad round handle, handle partly damaged, base utilized for rubbing, smoothed surface, pinkish colour with red slip.

Reference: Dani 1964-65: XLIIa.1

162. Reg. No. 136; Locus: AI/14; Layer: 4; Size: 80(d)x95(h) mm

Pear shaped with vertical round handle, handle and sides partly damaged, base utilized for rubbing, pinkish colour with red slip.

163. Reg. No. 240; Locus: AI/24; Layer: 2; Size: 75(d)x48 (h) mm

Convex cone with broad handle, the handle partly broken, uneven surface, flattened base with marks of utilization, pinkish colour with red slip.

Complete/ Broken Pots

164. Layer: unknown

Tiny pot may be oil lamp or crucible in the shape of shallow bowl with incurved rim and ring-cut base, molten metal stuck to the inner surface, red slip on pinkish surface.

165. Reg. No. 156; Locus: AII/11; Layer: 4; Size: 86(d)x60(h) mm

Tiny globular pot (oil or ointment bottle) in the shape of short convex cone with narrow neck and flat base, horizontal grooved line round middle body, rim with neck broken, burnt signs round upper body, medium fabric, fine smoothed surface, red slip on pinkish surface.

166. Reg. No. 237; Locus: AI/9; Layer: 4; Size: 76(d)x27(h) mm

Pedestalled oil lamp in concave cylindrical shape, shallow bowl with oblique rim, broad pedestal with concave base, burnt signs round rim, rim partly broken, fine thin fabric, red slip on pinkish surface.

167. Reg. No. 137; Locus: AI/9; Layer: 1; Size: 94(d) x35(h) mm

Small bowl with heavily everted rim, shallow body with small ring cut base, medium fabric with smoothed surface, red slip on pinkish surface.

Interesting Pots and Body Sherds**168. Reg. No. 197; Locus: AII/11; Layer: 6; Size: 195(d)x50(h) mm**

Shallow bowl with short everted rim, has wide open mouth and low pedestal hollow base, parallel grooves on interior rim and middle body, sunken at centre (base), thin fabric with fine smoothed surface, red slip on pinkish surface.

169. Reg. No. 254; Locus: AII/11; Layer: 6; Size: 220(d)x55(h) mm

Shallow bowl with wide open mouth and low pedestal hollow base, parallel grooves on interior, sunken at centre (base), rim portion exclusively broken, thin fabric with fine smoothed surface, red slip on pinkish surface.

170. Reg. No. 263; Locus: AII/11; Layer: 6; Size: 186(d)x40(h) mm

Shallow bowl with short everted rim, has wide open mouth and narrow flat solid base, small grooved circle on inner base, thin fabric with fine smoothed surface, red slip on pinkish surface.

171. Reg. No. 264; Locus: AII/11; Layer: 6; Size: 190(d)x64(h) mm

Shallow bowl with short everted rim, has wide open mouth and narrow ring-cut solid base, small grooved circle on inner base, thin fabric with fine smoothed surface, red slip on pinkish surface.

172. Reg. No. 270; Locus: AII/11; Layer: 6a; Size: 165(d)x70(h) mm

Small bowl with out-curved rim, has wide open mouth and narrow ring-cut solid base, small grooved circle on inner base, partly broken, medium fabric with fine smoothed surface, red slip on pinkish surface.

173. Reg. No. 269; Locus: AII/11; Layer: 6a; Size: 157(d)x57(h) mm

Small bowl with out-curved rim, has wide open mouth and narrow ring-cut solid base, small grooved circle on inner base, rim slightly broken,

medium fabric with fine smoothed surface, red slip on pinkish surface.

174. Reg. No. 259; Locus: AII/11; Layer: 6; Size: 230(d)x85(h) mm

Large bowl like thali with out-curved beaded rim, tapering walls and low convex solid base, one groove on exterior body, burnt signs on both sides, thick fabric with fine texture, red slip on pinkish surface.

175. Reg. No. 260; Locus: AII/11; Layer: 6; Size: 260(d)x70 (h) mm

Wide echinus vessel with incurved rim and low convex solid base, incurved walls from out sides, pair of concentric circles on interior base, some burnt signs on both sides, medium fabric with fine smooth texture, red slip on pinkish surface.

176. Reg. No. 268; Locus: AII/11; Layer: 6a; Size: 100(d)x115 (h) mm

Large drinking goblet with straight rim and flat ring-cut base, tall vertical sides with tapering lower body, plain surface, medium fabric with fine smooth texture, red slip on pinkish surface.

177. Reg. No. 256; Locus: AI/15; Layer: 3; Size: 180(d)x180 (h) mm

Small globular ever (gutus) with curved handle, tall neck with flat topped rim, solid flat base, spout broken from base and rim also partly broken, pair of grooves around body and shoulder, burnt signs on upper body, medium fabric with smooth texture, red slip on pinkish surface.

178. Reg. No. 196; Locus: AII/11; Layer: 6; Size: 275(d)x150 (h) mm

Large serving bowl in cone shape with flat topped beaded rim, broad solid flat base, pair of grooves below rim, burnt signs on both sides, thick fabric with smooth texture, red slip on pinkish surface.

179. Reg. No. 266; Locus: AI/15; Layer: 7; Size: 265(d)x45 (h) mm

Large lid of big storage jar, the lower side slightly convex and the upper concave with slightly raised walls and oblique rim, thick fabric with gritty surface, red slip on pinkish surface.

180. Reg. No. 198; Locus: AI/9; Layer: 4; Size: 165 (d)x55 (h) mm

Pedestalled bowl with broad everted rim, shallow body, base with stem and rim partly broken, rim painted with hatched triangles at regular intervals, sophisticatedly made, fine thin fabric with much smooth surface, red slip on pinkish surface.

181. Reg. No. 255; Locus: AII/11; Layer: 6; Size: 186 (d)x60 (h) mm

Hemispherical pedestalled bowl with broad everted rim, shallow body, base with stem and lower body broken, rim painted with double hatched triangles alternated by a pair of vertical lines at regular interval, sophisticatedly made, fine thin fabric with much smooth surface, red slip on pinkish surface.

182. Reg. No. 157; Locus: AII/11; Layer: 5; Size: 123 (d)x148 (h) mm

Low pedestalled bowl with straight vertical rim, carinated shoulder with pair of grooves around it and rim, base with stem broken, well made, medium fabric with smooth texture, burnt signs on lower exterior, red slip on pinkish surface.

183. Reg. No. 158; Locus: AII/11; Layer: 5; Size: 135 (d)x142 (h) mm

Low pedestalled bowl with vertical rim in triangular shape, low rib on exterior, short pedestal with hollow round base, finely made, medium fabric with smooth texture, red slip on pinkish surface.

184. Reg. No. 267; Locus: AII/11; Layer: 6a; Size: 115 (d)x120 (h) mm

Pedestalled goblet of fashion ware with bead-everted rim, carinated shoulder, pair of grooves below rim and shoulder, the upper body is painted with triangle like wing designs at regular interval, standard pedestal with hollow round base, finely made, medium fabric with smooth texture, red slip on pinkish surface.

185. Reg. No. 272; Locus: AII/11; Layer: 6a; Size: 135 (d)x47 (h) mm

Drinking bowl of fashion ware with straight rim in triangular shape, hollow round base for short stem, parallel grooves around lower body, partly broken, finely made, medium fabric with highly

burnished exterior, red slip on pinkish surface.

186. Reg. No. 262; Locus: AII/11; Layer: 6; Size: 134 (d)x65 (h) mm

Small bowl in semi-circular shape, has straight pointed straight rim and narrow flat base, a pair of parallel grooves around rim exterior, finely made, medium fabric with burnished exterior, red slip on pinkish surface.

187. Layer: unknown

Small bowl in semi-circular shape with straight pointed straight rim and solid ring cut base, well made, partly broken, medium fabric with smooth surface, red slip on pinkish surface.

188. Reg. No. 194; Locus: AII/11; Layer: 6; Size: 300 (d)x330 (h) mm

Medium storage jar in ovate shape with bead-everted rim and wide round base, finely made, medium fabric with fine texture, found in broken pieces, exterior has burned signs, red slip on pinkish surface.

Reference: Marshall 1951: Pl. 121, No. 26

189. Reg. No. 253; Locus: AII/11; Layer: 6; Size: 175 (d)x280 (h) mm

Elongated elliptical storage jar with chamfered rim and wide round base, cable like band round the neck, finely made, thick fabric with smooth surface, buff slip on pinkish surface.

Reference: Marshall 1951: Pl. 122, No. 32

190. Reg. No. 116; Locus: AI/20; Layer: 3; Size: 65 (d)x75 (h) mm

Small globular vessel with out-turned rim, tall neck and broad flat base, finely made, medium fabric with smooth surface, upper body has red slip on pinkish surface.

191. Reg. No. 135; Locus: AI/15; Layer: 4; Size: 170 (d)x120 (h) mm

Spherical storage jar slightly ovoid in shape, sharp everted rim with round base, cable round body and pair of grooves on shoulders, finely made, medium fabric with smooth surface, red slip on pinkish surface.

Reference: Marshall 1951: Pl. 121, No. 7

192. Reg. No. 159; Locus: AII/11; Layer: 5; Size: 135 (d)x147 (h) mm

Small elliptical jar, swelling at middle with extended everted rim and broad flat base, parallel grooves round shoulder, finely made, medium fabric with highly burnished exterior, red slip on pinkish surface.

Reference: Marshall 1951: Pl. 121, No. 52

193. Reg. No. 193; Locus: AII/11; Layer: 6; Size: 165 (d)x134 (h) mm

Small elliptical jar, swelling at middle with obliquely everted rim and broad flat base, parallel grooves round shoulder, finely made, medium fabric with highly burnished exterior, pink slip on pinkish surface.

Reference: Marshall 1951: Pl. 121, No. 52

194. Reg. No. 195; Locus: AII/11; Layer: 6; Size: 180 (d)x150 (h) mm

Squat shaped jar (surahi) with sloping walls at the lower body, has oblique pointed rim, narrow neck and short pedestalled base, series of parallel grooves round shoulder and broad cable round body, neck with rim partly broken, finely made, medium fabric with burnished exterior, red slip on pinkish surface.

Reference: Dani 1964-65: fig. 55 (2)

195. Reg. No. 239; Locus: AI/24; Layer: 3; Size: 60 (d)x28 (h) mm

Small spherical vessel with short everted rim and round base, round handmade, plain body, medium fabric with uneven surface, red slip on pinkish surface.

196. Reg. No. 257; Locus: AII/11; Layer: 6; Size: 120 (d)x130 (h) mm

Handled jar, elliptical body, rim with neck and handle broken, solid flat base, parallel grooves round body and below neck, finely made, medium fabric with smooth surface, red slip applied on upper body and pinkish on lower.

Reference: Marshall 1951: Pl. 123, No. 76

197. Reg. No. 258; Locus: AII/11; Layer: 6; Size: 125 (d)x130 (h) mm

Elliptical jar, rim with neck broken, solid flat base, parallel grooves below neck and round shoulder,

finely made, medium fabric with smooth surface, red slip applied on upper body and pinkish on lower.

Reference: Marshall 1951: Pl. 123, No. 76

198. Reg. No. 261; Locus: AII/11; Layer: 6; Size: 80 (d)x60 (h) mm

Small bottle (or inkpot) with sloping walls at the lower body, narrow neck with rim broken, bulging body with flat base, pair of parallel grooves round shoulder, finely made, medium fabric with smooth surface, red slip on pinkish surface.

Reference: Marshall 1951: Pl. 123, No. 76

B. Potsherds of Significance**i (a-c). Layer: unknown**

Lower body of bowl (flower vase or serving bowl) with disc base, medium fabric with smooth surface, red slip on pinkish surface.

Reference: Dani 1964-65: fig. 46 (10)

ii (a-c). Layer: unknown

Lower part of pedestalled cup with hollow base in conical shape, butterfly motif painted on interior side, medium fabric with fine surface, red slip on pinkish surface.

Reference: Dani 1964-65: fig. 46 (10)

iii (a-c). AI/9; Layer: unknown

Lower part of pedestalled cup with hollow base in conical shape, five-petalled floral motif painted on interior side, medium fabric with fine surface, red slip on pinkish surface.

iv (a-c). Layer: unknown

Concave funnel with sharp oblique rim of water flask (or oil bottle), medium fabric with smooth surface, red slip on pinkish surface.

v (a-c). Layer: unknown

Knob of lid or pot, concave from inner side, thick fabric with gritty finishing, red slip on pinkish surface.

vi. Layer: unknown

Standard spout of ewer (*lota*), tapering shape and bottom adorned with pair of round appliqué discs, partly broken, thin fabric with smooth surface, orange slip on pinkish surface.

vii. Layer: unknown

Small spout of ewer (*lota*), tapering shape with pointed tip, medium fabric with burnished exterior, red slip on pinkish surface.

viii. Layer: unknown

Standard spout of ewer (*lota*), cylindrical shape with straight tip, medium fabric with coarse surface, buff slip on pinkish surface.

ix. Layer: unknown

Short spout of ewer with body sherd (*lota*), cylindrical shape with straight tip, medium fabric with brittle surface, orange slip on pinkish surface.

x. Layer: 4

Short spout of ewer with body sherd (*lota*), cylindrical shape with out-turned tip, pair of grooves around spout, medium fabric with fine surface, ruddy slip on pinkish surface.

xi (a-b). Layer: 3

Upper body of handled jug, spherical body with narrow neck and pinched mouth, pair of grooves round shoulder, thin fabric with mica and smooth surface, red slip on pinkish surface.

xii (a-b). Layer: 3

Fragment of trough, the broken handle applied at side and flanked by pointed knobs, pair of grooves round body and wavy band at shoulder, medium fabric with smooth texture, ruddy slip on pinkish surface.

xiii. Layer: 3

Broken handle of a jug with fragment of rim, curved shape in oblong section, medium fabric with smooth surface, red slip on pinkish surface.

xiv. Layer: 3

Broken handle of a large pot, curved shape in oblong section, thick fabric with plain surface, red slip on pinkish surface.

xv. Layer: 1

Broken handle of a goblet with small section of rim, curved shape in oblong section, medium fabric with smooth surface, red slip on pinkish surface.

xvi. Layer: 6

Broken handle of a goblet with small of rim, curved shape in oblong section, medium fabric with smooth surface, red slip on pinkish surface.

xvii. Layer: 4

Broken handle of a jug, curved shape in round section, one end adorned with appliqué round disc, thick fabric with smooth surface, ruddy slip on pinkish surface.

xviii. Layer: 4

Broken handle of small pot, curved shape in round section, medium fabric with smooth surface, red slip on pinkish surface.

xix. Layer: 6

Broken handle of small pot, curved shape in round section, medium fabric with smooth surface, red slip on pinkish surface.

xx. Layer: 4

Broken handle of large pot, curved shape in round section, thick fabric with red coarse surface.

xxi. Layer: 1

Broken handle of large pot, curved shape in round section, thick fabric with smooth surface, red slip on pinkish surface.

xxii. Layer: 3

Broken handle of large pot, curved shape in round section, medium fabric with smooth surface, red slip on pinkish surface.

xxiii (a-b). Layer: 3

Broken handles of small pots, curved shape in round section, medium fabric with smooth surface, red slip on pinkish surface.

xxiv. Layer: 6a

Large storage jar with vertical pointed rim and flat base, has sloping walls at the lower end and swelling in the middle, plain cordon round shoulder, thick fabric with smooth surface, red slip on pinkish surface on upper body and buff on lower.

xxv. Layer: 4

Narrow necked water pitcher with flattish rim and round base, has variety of black paintings on red surface, rim decorated with groups of parallel lines, the base of neck with small blobs, upper register round shoulder comprises plant (grass) motif alternated by star pattern which are followed by a narrow band and the central band below it has hatched triangles supported by a row of roundels, body partly damaged, medium fabric, fine smooth texture, red slip on rim and exterior surface.

xxvi. Layer: 4

Body sherd of water pitcher elaborately decorated with black paintings on red surface, the upper register represents natural scene having free sun symbols followed by wavy plant motifs alternated by vertical leaves (grass) pattern and the central band below it has double cross-hatched triangles alternated by vertical lines which is enclosed by a single horizontal line above and three similar lines below, medium fabric, fine smooth texture.

xxvii. Layer: unknown

Body sherd of water pitcher elaborately decorated with black paintings on red surface like above, the upper register consists of natural scene having free sun symbols followed by animal figure alternated by bouquet of leaves and flower and the central band below it has double cross-hatched triangles alternated by vertical lines which is enclosed by a single horizontal line above and three similar lines below, medium fabric, fine smooth texture.

xxviii. Layer: 5

Body sherd of water pitcher elaborately decorated with black paintings on red surface, the upper register portrays mythical animal (or bird) figure and the lower register horizontal band of zigzag pattern enclosed within lines and surmounted by a row of blobs. Generally, the figure looks like a peacock with a long-curved beak and high neck and extended feathered tail. But in close observations, it is shown with four legs, the fore legs with claws obviously are of a bird and hind legs with hooves of some animal. It is medium fabric, fine smooth texture, red slip

on pinkish surface.

xxix. Layer: 5

Fragment of water pitcher decorated with black paintings, bearing stylized animal figure on red surface and vertical wavy line on buff surface, medium fabric with smooth texture.

xxx. Layer: 5

Upper fragment of bowl or some pot with flattish rim and grooved bands on exterior, the surface is decorated with cross-hatched triangles in black paintings, medium fabric with fine texture, red slip on pinkish surface.

xxxi. Layer: 1

Body sherd of water pitcher decorated with black paintings which includes plant motif, star design and perhaps sun symbol and other geometrical patterns, medium fabric with burnished surface, red slip on pinkish background.

xxxii. Layer: 4

Upper body of painted bowl with straight vertical rim and grooved bands on exterior, decorated with plant motif and variety of geometrical designs, thin fabric with smooth surface, red slip on pinkish background.

xxxiii. Layer: 4

Painted sherd of some pot with a small hole across the body and grooved lines, the central band painted with ladder pattern bearing vertical lines enclosed within horizontal lines (above and below), medium fabric with smooth surface, red slip on pinkish background.

xxxiv. Layer: 3

Body sherd of pitcher painted with ladder pattern bearing vertical lines at regular interval and enclosed within horizontal lines (above and below), medium fabric with smooth surface, red slip on pinkish surface.

xxxv. Layer: 4

Body sherd of globular vessel painted with ladder pattern bearing vertical lines at regular interval and enclosed within horizontal lines placed on grooved bands (above and below), medium fabric with smooth surface, red slip on pinkish surface.

xxxvi. Layer: 4

Body sherd of some pot painted with horizontal band of crosses at regular interval and enclosed within horizontal lines (inner one visible), medium fabric with smooth surface, orange slip on pinkish surface.

xxxvii. Layer: 4

Body sherd of some pot painted with horizontal bands round body, medium fabric with smooth surface, red slip on pinkish surface.

xxxviii. Layer: 4

Body sherd of some pot painted with a spiked wheel, medium fabric with smooth surface, red slip on pinkish surface.

xxxix. Layer: 4

Body sherd of some pot painted with crisscross oblique lines, medium fabric with smooth surface, red slip on pinkish surface

xl. Layer: 4

Small fragment of pot with a ridge and painted with floral and geometrical designs, medium fabric with smooth surface, red slip on pinkish surface

xli. Layer: 4

Fragment of pedestalled bowl, flat-topped rim painted with crisscross triangle, medium fabric with smooth surface, red slip on pinkish surface.

xlii. Layer: unknown

Fragment of pedestalled bowl, flat-topped rim painted with vertical lines and hatched triangle, medium fabric with smooth surface, red slip on pinkish surface.

xliii (a-b). Layer: 3

Fragment of carinated bowl, flat-topped rim painted with a pair of vertical lines and crisscross triangle, medium fabric with smooth surface, red slip on pinkish surface.

xliv. Layer: 5

Fragment of carinated bowl, flat-topped rim painted with nail head pattern, medium fabric with smooth surface, red slip on pinkish surface.

xlv. Layer: 3

Body sherd of pot (perhaps shoulder of pitcher) painted with a row of strokes and blobs combination, medium fabric with smooth surface, red slip on pinkish surface.

xlvi. Layer: 5

Fragment of vessel with flattish rim, base of neck decorated with a row of vertical incised lines, medium fabric with smooth surface, red slip on pinkish surface.

xlvii. Layer: unknown

Fragment of water vessel, shoulder decorated with a row of tooth saw (denticulate) impressions, medium fabric with smooth surface, red slip on pinkish background.

xlviii. Layer: unknown

Fragment of large bowl with slightly in-curved rim, elaborately decorated in incised lines, outer rim adorned with short oblique lines, body with two bands of wavy lines separated by a cordon of rope pattern, thick fabric with coarse texture, buff slip on pinkish surface.

xlix. Layer: unknown

Body sherd of large storage jar, shoulder decorated with a band of wavy line enclosed within ridge at top and deep grooved at base, thick fabric with fine texture, ruddy slip on pinkish surface.

l. Layer: 3

Body sherd of storage jar, shoulder decorated with a band of wavy line and cordon of zigzag pattern, thick fabric with fine texture, red slip on pinkish surface.

li. Layer: 4

Fragment of storage vessel, rim damaged, shoulder elaborately decorated with two bands of wavy lines and each enclosed within pair of deep grooved horizontal lines, thick fabric with fine texture, pinkish surface.

lii. Layer: unknown

Fragment of storage vessel with projected collared rim, short wavy band round shoulder followed by a pair of deep grooved horizontal lines, medium fabric with fine exterior texture, red slip on pinkish surface.

liii. Layer: 4

Fragment of storage vessel with projected collared rim, short wavy band round shoulder enclosed within pair of deep grooved (above and below), medium fabric with fine exterior texture, red slip on pinkish surface.

liv. Layer: 4

Fragment of storage vessel with flat-topped projected rim, shoulder decorated with wavy band, thick fabric with coarse texture and black core, red slip on pinkish surface.

lv. Layer: 3

Fragment of platter with broad flat-topped rim, the rim is decorated with incised wavy band enclosed within single (inner) and double lines (outer), medium fabric with gritty texture and mica contents, fine red slip on pinkish surface.

lvi. Layer: 3

Body sherd of storage vessel with broad cordon round body, the cordon is decorated with incised band of chevron pattern, thick fabric with gritty texture and black mica, brownish surface.

lvii. Layer: unknown

Body sherd of storage vessel with broad cordon round body, the cordon is decorated with incised cross pattern, medium fabric with gritty texture and coarse surface, pinkish surface.

lviii. Layer: 2

Body sherd of storage vessel, a pair of ribbed pattern round body, medium fabric with gritty texture and coarse surface, pinkish colour.

lix. Layer: 2

Body sherd of storage vessel with broad cordon round shoulder, the cordon is decorated with slanting lines made through roulette in opposite direction like a triangle, medium fabric with coarse surface, pinkish colour.

lx. Layer: 4

Body sherd of storage vessel with broad cordon on exterior, the cordon is decorated with crisscross pattern, medium fabric with smooth surface, red slip on pinkish colour.

lxi. Layer: 4

Body sherd of storage vessel with heavy ridge pattern applied round body, medium fabric with smooth surface, red slip on pinkish colour.

lxii. Layer: 4

Fragment of flat dish, the interior base decorated with three parallel grooves in concentric circles, thick fabric with fine surface and black core, red slip on pinkish colour.

lxiii. Layer: 4

Fragment of flat dish, the interior base decorated with three parallel grooves in concentric circles, thick fabric with grey core, the exterior is rough with granular and gritty inclusions, orange colour.

lxiv. Layer: 3

Base fragment of flat dish impressed with sunflower (or floral) motif, medium fabric, red slip on pinkish surface.
Dani No. 12, Fig. 42

lxv. Layer: 4

Rim fragment of water vessel, inner side decorated with trefoil (three lobbed leaves) motif, medium fabric with smooth surface, red slip on pinkish surface.

lxvi. Layer: 3

Small body sherds with parallel grooved lines on exterior, medium fabric with smooth surface, red slip on pinkish surface.

lxvii. Layer: 4

Small pot fragments, two bases bearing parallel grooved bands and concentric circles at inner base and one sherd bears grooved lines round body, medium fabric with fine texture, red slip on pinkish surface.

lxviii. Layer: unknown

Fragment of globular vessel with in-curved rim and swelling body, parallel grooves round body, medium fabric with fine texture and smooth surface, red slip on pinkish surface.

lxix. Layer: 2

Base of large bowl (flower vase or serving bowl), interior bears wheel thrown marks, medium fabric with smooth surface, red slip

on pinkish surface.

Reference: Dani 1964-65: fig. 46 (10)

lxx. Layer: 2

Lower parts of a dish and a bowl with ring-cut disc bases, inner side bearing deep grooved circles, medium fabric with smooth surface, red slip on pinkish surface.

lxxi. Layer: 1

Lower fragments of dishes with ring-cut bases, inner side of one sherd bearing sunken area for disc base and other grooved circle, medium fabric with smooth surface, red slip on pinkish surface.

lxxii (a-b). Layer: 4

Lower part of large bowl with low concave base, deep incised circle at inner base, medium fabric with smooth surface, red slip on pinkish surface.

lxxiii (a-c). Layer: 2

Lower part of pedestalled cup with corrugated concave base and narrow stem, medium fabric with fine texture, red slip on pinkish surface.

lxxiv (a-c). Layer: 3

Saucer type lid with raised central knob, rim and top of knob broken, flat base with ring-cut impression, medium fabric with fine texture, orange slip on orange surface.

lxxv. Layer: 3

Bases of pedestalled a cup and a bowl; (a) the cup has shallow domical base and (b) bowl with flat base, both have medium fabric, red slip on pinkish surfaces.

lxxvi. Layer: 3

Bases of pedestalled a cup and a bowl; (a) the cup has shallow domical base and (b) bowl with flat base, both have medium fabric, red slip on pinkish surfaces.

lxxvii. Layer: 3

Bases of low pedestalled a bowl and a cup; (a) the bowl has shallow concave base and (b) cup with deep concave base, both have medium fabric, red slip on pinkish surfaces.

lxxviii. Layer: 3

Bases of pedestalled cups; (a) hollow from inside in conical shape and (b) shallow concave base, both have medium fabric, red slip on pinkish surfaces.

lxxix (a-b). Layer: 1

Saucer type lid with raised central flat-topped knob, body badly damage, flat base, ring-cut top, medium fabric with fine texture, red slip on pinkish surface.

lxxx. Layer: 4

Body sherd of jar with rectangular base of broken handle, bears parallel grooved lines, medium fabric, fine texture, red slip on pinkish surface.

lxxxi. Layer: 3

Body sherd of vessel with short knobbed handle, medium fabric, coarse surface, brownish slip on pinkish surface.

lxxxii (a-b). 3

Body sherd of flat lid with pointed knob, medium fabric, grooved circles round knob with coarse exterior, red slip on pinkish surface.

lxxxiii. Layer: 2

Body sherds of two vessels with short knobbed handles, medium fabric, coarse surface, one bearing black burned signs, red slip on pinkish surfaces.

lxxxiv. Layer: 2

Body sherds of vessels, (a) jar fragment with broken spout, medium fabric, brown slip on pinkish surface and (b) vessel with knobbed handle, upper body painted with cross band, red slip on pinkish body.

Lxxxv (a-b). Layer: 3

Fragment of offering stand with hollow stem in cylindrical shape, medium texture, red slip on pinkish surface.

Grey ware

lxxxvi (a-b). Layer: unknown

Lower part of cup in the shape of bowl with discoid base, highly burnished concentric circle provided on the exterior of base and round body, thick texture, grey colour.

lxxxvii. Layer: 3

Body sherd of water vessel, shoulder decorated with double rows of denticulate pattern and a deep grooved line, thick texture, grey slip on greyish surface.

lxxxviii. Layer: 1

Body sherds of vessels with knobbed handle, medium fabric, smooth fabric, grey slip on greyish surface.

lxxxix (a-b). Layer: 4

Lower part of dish with flat discoid base, the inner side bearing sunken area within grooved circle, medium fabric with smooth surface, grey slip on greyish surface.

xc (a-b). Layer: 4

Lower part of cup in the shape of bowl with straight walls and low discoid base, bearing burnished circles round body, medium texture, grey colour.

xci (a-b). Layer: 3

Base of pedestalled cup with concave base, hollow stem in the shape of cone, medium texture, grey colour.

C. Description of Drawn Pottery

Storage Vessels

1. Fig. 5. Layer 4. Storage vessel with flat top thick everted squarish rim, plain surface, medium texture, red slip on pink surface.
2. Fig. 5. Layer 6. Storage vessel with thick everted round rim, grooved line on neck, medium fabric, red slip on outer surface and buff on rim and interior surface.
3. Fig. 5. Layer 3. Storage vessel with oblique rectangular rim, medium texture and standard fabric, red slip on pinkish surface.
4. Fig. 5. Layer 3. Storage vessel with out-ward rounded rim in triangular shape, straight vertical neck with expanded shoulders, medium fabric, coarse surface, red slip on exterior and interior surfaces.
5. Fig. 5. Layer 4. Storage vessel with flat-topped rectangular rim, coarse surface, medium fabric, red slip on pinkish surface.

6. Fig. 5. Layer 4. Storage vessel with thick rounded rim, beaded line round neck, medium fabric, coarse surface, red slip on both sides.

23. Fig. 6. Layer unknown. Storage vessel with short oblique rim and expanded shoulders, medium fabric, coarse surface, red slip on pinkish surface.

24. Fig. 6. Layer unknown. Storage vessel with projected convex rim, short neck with expanded shoulders medium fabric with thick black core, burning signs on exterior surface, coarse surface, red slip on buff surface.

27. Fig. 7. Layer 3. Large storage vessel with out-turned straight rim, short neck with expanded body, parallel grooves round shoulder, medium fabric, burning signs on exterior rim, fine texture red on pinkish surface.

48. Fig. 9. Layer 3. Storage vessel with flat topped vertically rectangular rim, short neck with expanded shoulders, medium fabric with thick black core, coarse surface, buff colour on both sides.

53. Fig. 10. Trench and Layer uncertain. Storage vessel with everted thick rounded rim, low ridged line round neck, thick fabric with thick black core, coarse surface, red slip applied only on external rim.

56. Fig. 10. Layer 2. Large storage vessel with everted thick grooved rim executed by deep grooved lines, medium fabric, fine texture, red slip applied on pinkish surface.

57. Fig. 10. Layer 2. Medium storage vessel with out-curved exterior beaded rim, short neck with parallel grooves round it, thick fabric, coarse surface, red slip on buff surface.

59. Fig. 10. Layer unknown. Storage vessel with flat-topped thick everted rim, low ridged line below rim, thick fabric with thick black core, coarse surface, red slip applied only on external rim.

64. Fig. 11. Layer 3. Storage vessel with everted beaded rim externally marked by deep grooved lines, coarse surface, burning signs visible on rim and interior surface, buff colour.

65. Fig. 11. Layer unknown. Storage vessel with everted beaded rim externally separated by a deep grooved line, expanded shoulder, fine texture, red slip applied on buff surface.

Storage Jars

18. Fig. 6. Layer unknown. Storage jar with short out-curved beveled rim, grooves below neck, fine smooth surface, medium fabric with thick black core, red slip on buff surface.
19. Fig. 6. Layer unknown. Storage vessel with flared rim, straight vertical neck, medium fabric, red slip on buff surface.
30. Fig. 7. Layer 4. Storage jar with out-curved straight rim, fine texture with thin black core, burning signs on interior and exterior rim, red slip on external surface and pinkish interior.
31. Fig. 7. Layer 1. Storage jar with flat topped vertical rim, neckless with expanded body, grooves below rim, medium fabric with thin black core, smooth surface, interior in buff colour and red slip on external surface.
32. Fig. 7. Layer 2. Large jar with vertically thick nail headed rim, large body, parallel grooves below rim, medium fabric, coarse texture, red slip on pinkish surface.
51. Fig. 9. Layer 4. Storage jar with short everted rim without neck, globular body, below rim an uneven wavy line followed by a pair of grooved band, signs of utilization seen on rim and interior surface, red slip on buff surface.
79. Fig. 12. Layer 4. Spherical jar with incurved rim, pairs of grooves round body, medium fabric, fine texture, red slip on pinkish surface.

Water Pitchers

7. Fig. 5. Layer 2. Water pitcher with slanting projected rim in triangular form, tall concave neck, medium fabric, red slip on pinkish surface.
8. Fig. 5. Layer unknown. Water pitcher with out-curved rim, medium fabric, fine texture, red slip on pinkish surface.
9. Fig. 5. Layer 1. Small water pitcher with sharp collared rim in triangular form, medium fabric, red slip on exterior and interior surfaces.
10. Fig. 5. Layer 2. Small water pitcher with projected collared rim, well fired, medium fabric, red slip applied on pinkish surface.
11. Fig. 5. Layer 2. Small water pitcher with projected collared rim, tall neck with expanded shoulders, burning signs seen on exterior and

interior surface, medium fabric, red slip applied on pinkish surface.

17. Fig. 6. Layer 2. Pitcher with extended rim in the form of beaded exterior, medium fabric, fine texture, red slip applied on pinkish surface.
20. Fig. 6. Layer 3. Water pitcher with thick flared rim, medium fabric, coarse surface, red slip on rim and partially on exterior surface.
21. Fig. 6. Layer unknown. Water pitcher with thick flared rim, grooves round neck, medium fabric, red slip on interior rim and on exterior surface.
28. Fig. 7. Layer 4. Water pitcher with chamfered projected rim, tall neck, signs of utilization on external rim and interior surface, fine texture, smooth exterior surface, red slip on pinkish surface.
29. Fig. 7. Layer 3. Small water pitcher with out-curved thickened rim, standard neck, medium fabric, gratified profile, red slip on exterior surface.
35. Fig. 7. Layer unknown. Water pitcher with out-curved projected rim, concave neck, medium fabric, red slip applied on both sides.
38. Fig. 7. Layer. Water pitcher with expanded flared rim, three leaves motif engraved lines on interior neck, medium fabric, smooth surface, fine texture, red slip on both sides.
39. Fig. 7. Layer. Water pitcher with externally thick rounded rim, high neck with expanded shoulders, medium fabric, gratified profile with mica, coarse surface, red slip applied on buff surface.
58. Fig. 10. Layer 2. Water pitcher with splayed exterior stepped rim, narrow neck, thick fabric, coarse surface, red slip on buff surface
63. Fig. 11. Layer 4. Water pitcher with slightly out-curved beaded rim externally marked by deep grooved lines, medium fabric, fine texture, red slip on buff surface.

Cooking Pots

13. Fig. 5. Layer unknown. Cooking pot with straight oblique rim, short neck with expanded shoulders, well fired, medium fabric, red slip on pinkish surface.

15. Fig. 6. Layer unknown. Cooking pot with straight oblique rim, short neck with expanded shoulders, well fired, medium fabric, red slip on buff surface.
16. Fig. 6. Layer unknown. Cooking pot with straight oblique rim, short neck, grooves on shoulders, burning signs on exterior rim, medium fabric, slip applied on buff surface.
22. Fig. 6. Layer unknown. Cooking vessel with out-curved rim, medium fabric, grooves round neck, signs of utilization on external rim, red slip applied on pinkish surface.
26. Fig. 6. Layer unknown. Small vessel with oblique rim externally rounded, short neck with globular body, well fired, medium fabric with thin black core, red slip on pinkish surface.
33. Fig. 7. Layer 4. Cooking pot with out-curved oblique rim, wide globular body, smooth surface, fine fabric, red slip on exterior.
34. Fig. 7. Layer unknown. Cooking pot with out-curved thickened rim, short neck with globular body, medium fabric with thin black core, smooth surface, red slip on pinkish exterior.

Large Bowls

14. Fig. 6. Layer 2. Large bowl with thick rounded rim, grooves round body, thick fabric with black core, coarse surface, red slip on pinkish surface.
25. Fig. 6. Layer unknown. Large bowl with externally projected collared rim, parallel grooved lines round body, well fired, fine texture, gratified profile, red slip on pinkish surface.
36. Fig. 7. Layer unknown. Large bowl with externally collared rim, convex body, series of parallel grooves round body, smooth surface, fine texture, red slip on exterior and exterior.
37. Fig. 7. Layer unknown. Wide bowl with externally short beaked rim, vertical walls, medium fabric with thin black core, coarse texture, red slip on pinkish surface.
40. Fig. 8. Layer 3. Large bowl with clubbed rim, pair of grooves below rim, thick fabric with thin black core, coarse surface, red slip applied on buff surface.
41. Fig. 8. Layer 3. Large bowl with thick tapering rim, slopping walls, series of deep grooves below neck, thick fabric and coarse surface, red slip applied on interior and exterior.
42. Fig. 8. Layer 3. Medium size bowl with internally projected collared rim, broad grooves below rim, thick fabric with coarse exterior surface, signs of utilization seen on rim, pinkish slip on buff surface.
43. Fig. 8. Layer 3. Large bowl with out-curved projected rim, tapering body, grooves below rim, well fired, medium fabric, red slip on buff surface.
44. Fig. 8. Layer unknown. Large bowl with thick collared rim, concave body sides, thick fabric, coarse surface with white patina, desert varnish, pinkish slip on pinkish surface.
45. Fig. 9. Layer 1. Large bowl with projected collared rim, convex body, grooves below rim, medium fabric, coarse texture, red slip applied on interior and exterior body.
46. Fig. 9. Layer 2. Large bowl with out-curved internally projected rim, tapering body, coarse surface with thick black core, red slip on buff surface.
47. Fig. 9. Layer 2. Large bowl with beveled projected rim, tapering side walls, grooves round body, coarse surface, thick fabric, red slip on pinkish surface.
49. Fig. 9. Layer 6 unknown. Large bowl with projected clubbed rim, slopping walls, pair of grooves below rim, coarse surface, thick fabric, red slip applied on rim and interior body.
50. Fig. 9. Layer 4 unknown. Large bowl with externally projected rim, tapering sides, thick fabric, coarse surface with incomplete wavy line on exterior surface, red slip on pinkish surface.
54. Fig. 10. Layer unknown. Large bowl with externally projected collared rim, tapering side walls, a pair of grooves below rim, thick fabric, coarse surface, red slip on pinkish surface.
55. Fig. 10. Layer unknown. Large bowl with slightly in-curved collared rim, medium fabric, coarse surface, red on pinkish surface.
62. Fig. 11. Layer 4. Large bowl with slightly in-curved externally projected rim in the form of arrowhead, incised wavy band below rim followed by horizontal grooves, coarse surface with thick black core, red slip on interior and exterior surface.

96. Fig. 14. Layer 3. Large bowl with thick solid outer convex base, straight tapering walls, medium fabric, red slip on buff surface.
100. Fig. 14. Layer unknown. Large bowl with discoid base, medium fabric, coarse surface, red slip on pinkish surface.
103. Fig. 15. Layer 3. Jumbo size bowl (or basin) with solid flat base and slightly convex sides, thick fabric with thin black core, red slip on pinkish surface.

Standard Bowls

52. Fig. 9. Layer 3. Standard bowl with thick chamfered rim, pair of grooves below neck, fine texture, smooth surface, red slip on buff surface.
61. Fig. 11. Layer unknown. Medium size bowl with incurved pointed rim, series of grooves round body, medium fabric, smooth surface, red slip applied on pinkish surface.
69. Fig. 12. Layer 2. Standard bowl with projected collared rim, a pair of deep grooves round body, thin fabric, smooth surface, red slip on buff surface.
91. Fig. 13. Layer 2. Large bowl with gently out-curved rim internally projected, straight side walls, thin fabric, fine texture, smooth surface, red slip applied on both sides.
97. Fig. 14. Layer. Standard bowl with solid flat base, tapering side walls, thin fabric, parallel grooves round upper body, smooth outer surface, red slip on buff surface.
98. Fig. 14. Layer. Wide shallow bowl with discoid base bearing ring cut impression, medium fabric, coarse surface, red slip on pinkish surface.
105. Fig. 15. Layer 4. Standard bowl with thick solid discoid base, well fired, medium fabric, grey slip applied on grey surface.
107. Fig. 15. Layer 3. Wide shallow bowl with solid discoid base, incised circle on inner base, medium fabric, red slip on both sides.
109. Fig. 15. Layer 4. Medium size shallow bowl in cone shape with solid flat base, medium fabric, dark red slip on pinkish surface.
112. Fig. 15. Layer 1. Large bowl with low concave base, tapering side walls, medium fabric, smooth surface, red slip on both sides.

Bowls-cum-Dish

12. Fig. 5. Layer 1. Bowl with flat-topped out-curved rim, slopping walls, signs of utilization seen on external rim, medium fabric, red slip on pinkish.
80. Fig. 13. Layer 4. Shallow dish with flared rim, thin fabric, series of grooved circles shown on rim and inner body and burning signs both on interior and exterior surfaces, smooth surface, fine texture, red slip on pinkish surface.
81. Fig. 13. Layer 4. Small deep dish like bowl with slightly incurved thin rim, thin fabric, fine texture, flat solid base, red slip on pinkish surface.
82. Fig. 13. Layer 3. Small deep dish like bowl with flared rim, thin fabric, smooth surface, fine texture, red slip on pinkish surface.
83. Fig. 13. Layer 4. Shallow dish with out-curved thick beaded rim in oblique shape externally marked by a deep groove, grooves decoration applied on interior side, signs of utilization seen on outer surface, thin fabric, smooth surface, fine texture, pinkish slip on buff surface.
84. Fig. 13. Layer 2. Small shallow dish with slightly beveled rim, medium fabric, fine texture, smooth surface, red slip applied on both sides.
86. Fig. 13. Layer. Wide dish with splayed everted rim, thin fabric, smooth surface, fine texture, red slip on pinkish surface.
88. Fig. 13. Layer 4. Standard bowl with flared rim, decorated with cross mark on external body, discoid base, thin fabric, fine texture, red slip on pinkish surface.
102. Fig. 15. Layer unknown. Medium size bowl in the shape of cone with broad solid base, medium fabric, red slip applied on pinkish surface.

Standard Globular Bowls

60. Fig. 11. Layer 6. Bowl with projected collared rim, rope pattern below rim followed by a pair of deep grooves, smooth surface, fine texture, red slip on pinkish surface.
87. Fig. 13. Layer 3. Deep bowl with short out-curved rim internally projected, double grooves round body, globular body, thin fabric, smooth surface, red slip applied on pinkish surface.

92. Fig. 13. Layer 4. Small bowl with vertically convex rim, slightly globular body, parallel grooves round body, medium fabric, fine texture, red slip on pinkish surface.
93. Fig. 13. Layer unknown. Small bowl with straight oblique cut rim, almost straight side walls, parallel grooves round lower body, thin fabric, fine texture, red slip equally applied on both sides.
101. Fig. 15. Layer 6. Bowl with solid flat base, globular body, well fired, thick fabric, fine texture, red slip on outer.

Small Drinking Bowls

66. Fig. 11. Layer 4. Drinking bowl with nib-cut pointed rim, internally slopping side walls, ribbed pattern round body, thin fabric, fine texture, red slip on pinkish surface.
67. Fig. 11. Layer 4. Drinking bowl with externally sharp beaked rim, tapering side walls, grooved lines round body and vertically painted lines on interior rim, thin fabric, fine texture, red slip on pinkish surface.
72. Fig. 12. Layer 3. Small carinated bowl with slightly expanded out-turned rim, flat round solid base, thin fabric, smooth surface, red slip on pinkish surface.
75. Fig. 12. Layer 3. Shallow bowl in tulip shape with expanded flared rim, flat discoid base with string-cut impressions, incised circle on internal side, well fired, thin fabric, fine smooth texture, red slip on buff surface.
85. Fig. 13. Layer 5. Hemispherical bowl with internally nib-cut rim, well fired, thin fabric, fine texture, red slip on exterior and interior surface.
99. Fig. 14. Layer 3. Small bowl with broad solid flat base, medium fabric, red slip applied on pinkish surface.
110. Fig. 15. Layer 3. Low pedestalled bowl in cone shape with short concave base, medium fabric, smooth surface, red slip on pinkish surface.
111. Fig. 15. Layer 3. Standard bowl in cone shape with solid discoid base, thin fabric, smooth surface, fine texture, red slip applied on both sides.
114. Fig. 15. Layer 3. Standard bowl in cone shape with low concave base, thin fabric, fine texture,

dark red on interior side and light red on exterior.

115. Fig. 15. Layer unknown. Standard bowl with solid flat base, tapering sides, thin fabric, fine texture, smooth surface, red slip on both sides.
116. Fig. 15. Layer 3. Small bowl with heavily thick solid base bearing ring-cut impressions, thick fabric, fine texture, red slip on pinkish surface.
117. Fig. 15. Layer unknown. Small bowl in cone shape with solid flat base bearing ring-cut impressions, thin fabric, fine texture, red slip on pinkish surface.

Pedestalled Cups with Flat Rims

68. Fig. 12. Layer 3. Small bowl in turnip shape with flat-topped expanded rim, pairs of grooved lines round body, well fired, thin fabric, fine smooth texture, red slip on pinkish surface.
70. Fig. 12. Layer 3. Small pedestalled bowl with broad flat-topped rim, transverse black painted hatched triangles on rim, thin fine fabric, high smooth surface, red slip applied on pinkish surface.
71. Fig. 12. Layer 3. Small pedestalled cup with projected flat rim, signs of utilization on exterior side, thin fabric, smooth surface, red slip on pinkish surface.
73. Fig. 12. Layer 3. Carinated bowl with splayed collared rim, externally deep carination below rim, lower body in tapering shape, thin fabric, fine texture, red slip on buff surface.
74. Fig. 12. Layer 3. Small bowl with flat-topped out-turned rim, slightly carinated on external side below rim, broad part of the rim painted with parallel vertical lines followed by a circle, thin fabric, smooth surface, red slip on pinkish surface.

Large Plates

76. Fig. 12. Layer unknown. Deep flat dish with flat-topped out-turned rim, the rim is decorated with incised wavy band enclosed within border of two lines from outside and single from inside, thick fabric, coarse surface, red slip on buff surface. (see Pl. lv)

Fashion Ware Bowls and Cups

77. Fig. 12. Layer 4. Fashion ware bowl with out-curved short oblique cut rim and slightly convex sides, pair of horizontal grooves round body, thin fabric, fine texture, red slip on pinkish surface.
78. Fig. 12. Layer unknown. Small fashion ware bowl with sharp straight rim and vertical walls, thin fabric, fine texture, smooth surface, red slip applied on pinkish surface.
89. Fig. 13. Layer 4. Cordoned tulip bowl of fashion ware with out-turned rim, slightly carinated and biconvex middle body, thin fabric, fine texture, smooth surface, red on pinkish surface.
90. Fig. 13. Layer unknown. Standard bowl of fashion ware with everted rim, upper body in concave shape, thin fabric, fine texture, red slip applied on both sides.
94. Fig. 13. Layer 4. Carinated bowl with straight sharp rim, upper side walls slightly converged towards inner side, lower bod in semi-circular shape, pairs of grooves round body, signs of utilization seen on exterior surface, medium fabric, red slip on buff surface.
95. Fig. 13. Layer 4. Standard bowl with vertically oblique cut rim, outer body slightly curved, grooves round body, thin fabric, fine texture, red slip on pinkish exterior and interior.
106. Fig. 15. Layer 1. Small elongated bowl in the shape of narrow truncated cone, solid flat base, medium fabric, red slip on pinkish surface.
113. Fig. 15. Layer 2. Small bowl in globular shape with solid discoid base impressed with ring cut design, thin fabric, pinkish slip on buff surface.

Pedestalled Cups with Straight Rims

124. Fig. 16. Layer 2. Pedestalled cup with hollow base in conical shape, thin fabric, smooth surface, red on pinkish surface.
129. Fig. 16. Layer 1. Low pedestalled cup with hollow base in conical shape, thin fabric, coarse texture, red slip applied on pinkish surface.

Miscellaneous and Decorated Pots

104. Fig. 15. Layer 3. Broad solid lid of large storage jar with low vertical straight rim, double incised circles on inner side, thick fabric with thin black

core, coarse surface, red slip on buff surface.

108. Fig. 15. Layer unknown. Saggar-based bowl probably a flower vase with slightly outer convex solid base, vertical side walls, thick fabric, smooth surface, red on buff surface.
118. Fig. 16. Layer 4. Shoulder fragment of a carinated pitcher decorated with horizontal double wavy bands enclosed within pair of grooved lines, medium fabric, interior highly burnished, red slip on red surface. (see Pl. li)
119. Fig. 16. Layer 3. Shoulder fragment of a pitcher decorated a wavy band enclosed within horizontal grooves round body, medium fabric, smooth surface, red slip on both sides. (see Pl. l)
120. Fig. 16. Layer 2. Shoulder fragment of a vessel decorated with double wavy bands enclosed within horizontal grooves, medium fabric, red slip on pinkish surface.
121. Fig. 16. Layer 3. Fragment of a storage vessel decorated with double wavy bands enclosed within single grooved line, medium fabric, red slip on pinkish surface.
122. Fig. 16. Layer 4. Small fragment of goblet decorated with a wheel motif in black paintings, thin fabric, smooth surface, red slip on exterior and pinkish on interior surface. (see Pl. xxxviii)
123. Fig. 16. Trench AI/9, Layer 5. Body sherd of water pitcher elaborately decorated with black paintings on red surface, the upper register portrays mythical animal (or bird) figure and the lower register horizontal band of zigzag pattern enclosed within lines and surmounted by a row of blobs. Generally, the figure looks like a peacock with a long-curved beak and high neck and extended feathered tail. But in close observations, it is shown with four legs, the fore legs with claws obviously are of a bird and hind legs with hooves of some animal. It is medium fabric, fine smooth texture, red slip on pinkish surface. (see Pl. xxviii)
125. Fig. 16. Layer 3. Broken handle in semi-circular shape perhaps of a trough, thick oval section, fine smooth surface, red on pinkish surface.
126. Fig. 16. Layer 4. Broken handle in semi-circular shape, thin round section, smooth surface, red slip on buff surface.

127. Fig. 16. Layer unknown. Small fragment of a trough with appliqué handles near the rim, incised wavy band round the body, thick fabric, smooth surface, red on pinkish surface. (see Pls. xii. a-b)
128. Fig. 16. Layer unknown. Lid with a central pointed knob, grooved lines on outer side of the lid, thin fabric, coarse surface, red slip applied on knob and buff on lid. (see Pls. lxxxii. a-b)
130. Fig. 16. Layer 3. Broken handle in semi-circular shape, oblong section, smooth surface, red slip applied on pinkish surface.
131. Fig. 16. Layer 3. Broken stem of a pedestalled pot, tapering shape, thick fabric, red slip on buff surface. (see Pls. lxxxv. a-b)
132. Fig. 17. Trench AII/11. Narrow necked water pitcher with flattish rim and round base, painted with variety of floral and geometrical designs on red surface, rim decorated with groups of parallel lines, the base of neck with small blobs, upper register round shoulder comprises plant (grass) motif alternated by star pattern which are followed by a narrow band and the central band below it has hatched triangles supported by a row of roundels, body partly damaged, medium fabric, fine smooth texture, red slip on rim and exterior surface. (see Pl. xxv)



Figure 1. Google Earth Map 2016: Large circle represents the original area, small circle present position of the mound and rectangular area shows the present excavation (2018)

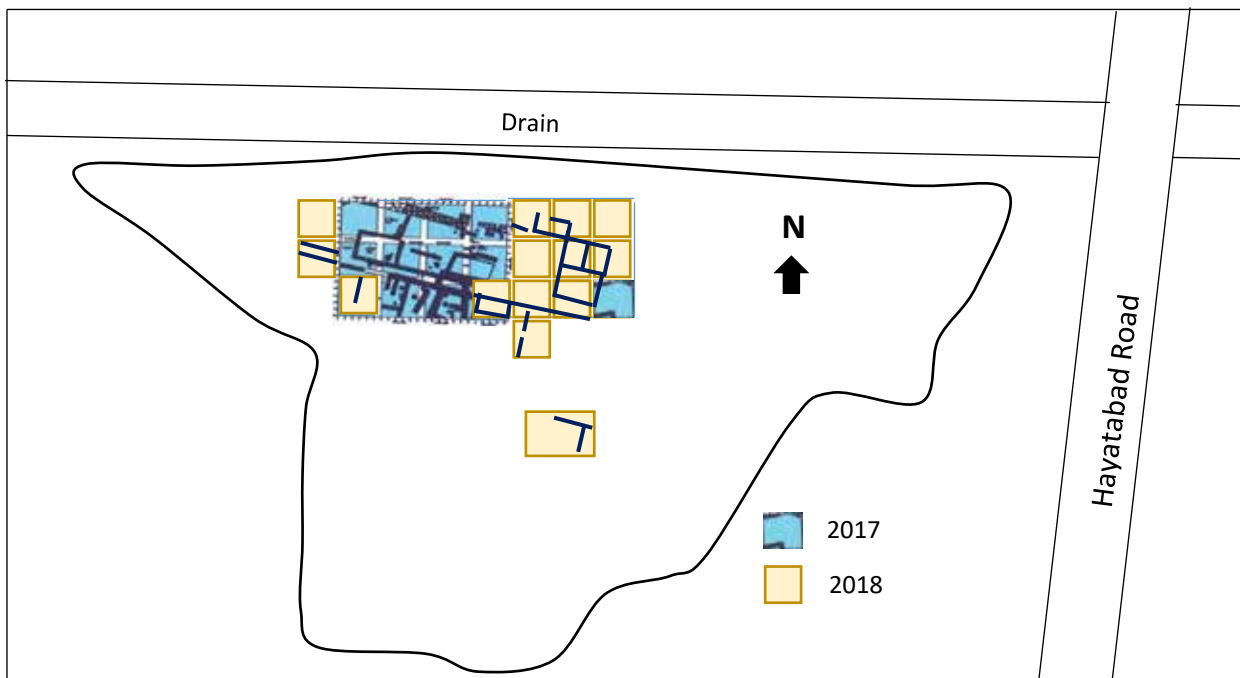


Figure 2. Layout of the existing site and the excavated area in 2017 and 2018

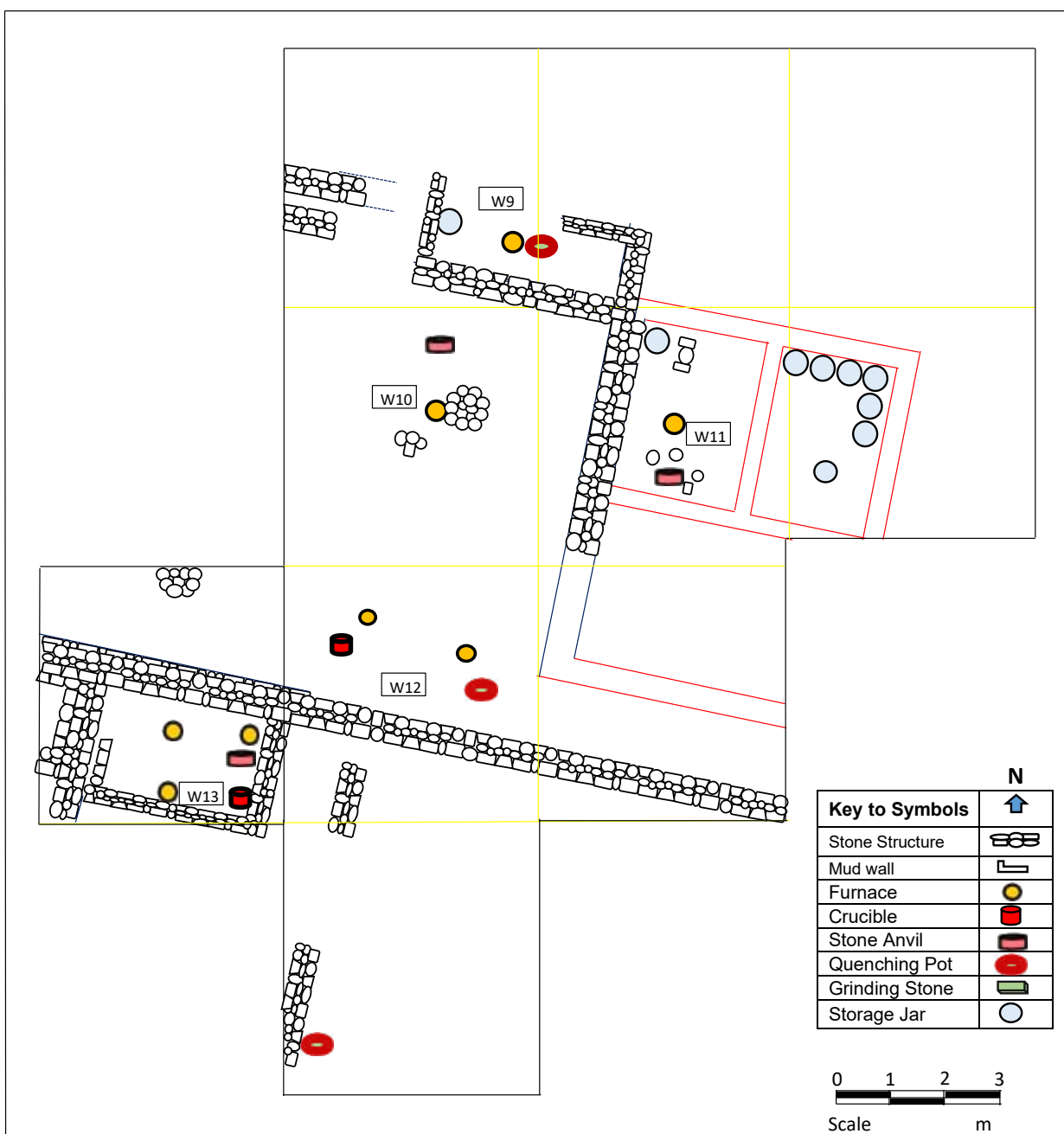


Figure 3. Plan of structures and other archaeological remains

Hayatabad V, 2018
Section Drawing, West Section facing East
Trenches: AI/9, AI/14 & AI/19

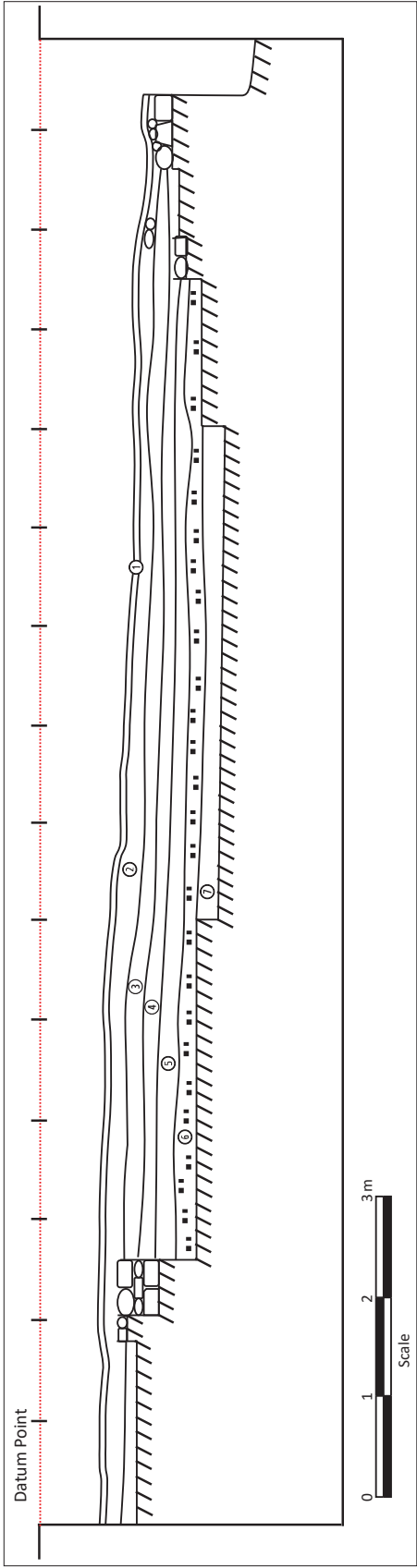


Figure 4



Pl. 1a. Pre-Excavation Plan: General view of the site



Pl. 1b. Pre-Excavation Plan: Layout of trenches



Pl. 2a. Beginning of excavation for the second season (2018)



Pl. 2b. Beginning of excavations: Removal of humus layer



Pl. 3a. Excavation: Structural remains and furnaces exposed in the upper strata



Pl. 3b. Excavation: Furnaces, quenching pot and stone structures exposed in the upper strata



Pl. 4a. Excavation: Stone structures exposed in three trenches



Pl. 4b. Excavation: Inner view of a circular furnace



Pl. 5a. Excavation: Hard clay floor level in the upper strata showing ashes and fire evidences



Pl. 5b. Excavation: Furnaces, structures and other features exposed in the upper strata



Pl. 6a. Excavation: Terracotta pot in situ



Pl. 6b. Excavation: Small bowl in situ



Pl. 6c. Excavation: Structures and other features exposed in four trenches



Pl. 7a. Excavation: Burnt compartment unveiling baked clay, charcoal and pots



Pl. 7b. Excavation: Burnt timber exposed after removal of a pot



Pl. 8a. Excavation: Stone structures exposed in six trenches



Pl. 8b. Excavation: Circular structure of stones



Pl. 8c. Excavation: Foundation of stones column after cleaning



Pl. 9a. Excavation: View of structures and furnaces from west side



Pl. 9b. Excavation: View of structures and furnaces from east side



Pl. 10a. Excavation: Opening of a new trench towards east side



Pl. 10b. Excavation: View of a new trench from east side



Pl. 11a. Excavation: Pottery and grinding stones exposed at granary above burnt deposit



Pl. 11b. Excavation: Pottery and grinding stones exposed at granary, a view from south



Pl. 12a. Excavation: View of a smith workshop from southwest corner



Pl. 12b. Excavation: Inner view of a smith workshop from north side



Pl. 13a. Excavation: Deep digging at various trenches and exposure of burnt granary



Pl. 13b. Excavation: View of a burnt granary after removal of upper deposit



Pl. 14a. Excavation: Burnt granary after removal of upper deposit, view from east side



Pl. 14b. Excavation: Charcoals of burnt beams and rafters found in granary at right angles



Pl. 15a. Excavation: Storage jars and variety of pots found within burnt deposits



Pl. 15b. Excavation: Storage jars and other pots deposited in granary, view from west side



Pl. 16a. Excavation: A complete view of storage jars and other pots in granary after more clearance



Pl. 16b. Excavation: A complete view of storage jars and other pots in granary from east side



Pl. 17a. Excavation: Close-up view of a broken storage pot



Pl. 17b. Excavation: View of dumped storage pots



Pl. 17c. Excavation: Storage pots in alignment



Pl. 17d. Excavation: Jars and bowls in granary



Pl. 17e. Excavation: Bird figurine within burnt deposit found in section



Pl. 17f. Excavation: Bird figurine with a wheel in situ after clearance of soil



Pl. 18a. Excavation: Clos-up view of jars in granary



Pl. 18b. Traces of Burnt beam in granary



Pl. 18c. Excavation: Clos-up view of dumped jars and pots in granary



Pl. 18d. Small pots found in a row in granary



Pl. 19a. Excavation: Dumping of broken pots after the collapse of granary



Pl. 19b. Excavation: View of granary and side compartment collapsed after fire incident



Pl. 20a. Excavation: Side compartment of granary burnt and collapsed



Pl. 20b. Excavation: A large cooking pot covered with stone slab and connected with side funnel



Pl. 21a. Excavation: Removal of burnt deposit from the side compartment of granary



Pl. 21b. Excavation: View of floor level of the granary and side compartment after removal of some pots and burnt deposits



Pl. 22a. Excavation: Granary and other trenches, a view from east side



Pl. 22b. Excavation: A pit of ashes exposed below floor level in side compartment of the granary



Pl. 23a. Excavation: Storage jar and pit of ashes found side by side below floor level nearby granary



Pl. 23b. Excavation: More pots uncovered after the removal of overlapping pots in granary



Pl. 23c. Excavation: Burnt beams and rafters of the burnt ceiling fallen at granary



Pl. 24a. Excavation: Mudbrick structures and other features exposed in west trenches




Pl. 24b. Excavation: View of deep digging and a pit cut for virgin soil



Pl. 25a. Excavation: Round furnace (AI/19)



Pl. 25b. Excavation: Round furnace (AI/20)




Pl. 25c. Excavation: Round furnace (AI/20)



Pl. 25d. Excavation: Twin round furnaces (AI/19)



Pl. 25e. Excavation: Base of a quenching pot (AI/19)



Pl. 25f. Excavation: Square furnace and a quenching pot (AI/14)



Pl. 26a. Excavation: Base of quenching pot with stone platform (AI/14)



Pl. 26b. Excavation: Lower body of a storage vessel



Pl. 26c. Excavation: Work in progress at AI/24



Pl. 27a. Excavation: Work resumed at Trench AI/18



Pl. 27b. Excavation: View of furnaces and stone structures exposed in AI/18 and adjacent trenches



Pl. 28a. Excavation: View of furnaces and stone structures found in AI/18



Pl. 28b. Excavation: Side view of stone structures exposed in AI/18



Pl. 29a. Excavation: A crucible built at different stages found in AI/18



Pl. 29b. Excavation: A complete view of multi-stages crucible built against the wall in AI/18



Pl. 30a. Excavation: Close-up view of a multi-stages crucible (AI/18)



Pl. 30b. Excavation: Third phase of multi-stages crucible (AI/18)



Pl. 30c. Excavation: Second phase of multi-stages crucible (AI/18)



Pl. 30d. Excavation: First phase of multi-stages crucible (AI/18)



Pl. 31a. Excavation: A pit of broken pots found at the lower level



Pl. 31b. Excavation: Dabber and pedestalled cup reported from pit area



Pl. 31c. Winding up excavation: Aerial view of excavated trenches



Pl. 32a. Winding up excavation: Aerial view of the main area of excavations



Pl. 32b. Winding up excavation: Departure from site and refilling of trenches





11



12



13



14



15



16



17



18






































118



119




120











132




133




134



135




136



137



138



139



140



141



142



143



144



145





146



147



148



149




150





151



152



153



154



155



156



157



158



159






164




165




166
























v (a-c). Broken knob of lid or pot



vi. Spout of pot with pair of discs



vii. Tapered spout of pot



viii. Cylindrical spout of pot



ix. Ewer with short cylindrical spout



x. Ewer with short cylindrical spout



xi.a. Upper body of handled jug



xi.b. Close-up view of pinched mouth



xii.a. Vessel fragment with traces of broken handle flanked by side knobs



xii.b. Interior smooth surface of the vessel



xiii. Curved handle of a jug



xiv. Thick curved handle of a pot



xv. Fine handle of a drinking cup





xxiv. Large storage jar with round lid



xxv. Fine pitcher painted with geometrical patterns



xxvi. Upper body of a painted pitcher



xxvii. Upper body of a painted pitcher



xxviii. Pot sherd painted with animal motif



xxix. Sherd of a painted pitcher



xxx. Upper fragment of a painted pot




xxxi. Body sherd of a painted pitcher



xxxii. Upper body of a painted bowl



xxxiii. Painted sherd with a small hole



xxxiv. Pot sherd painted with ladder band



xxxv. Pot sherd painted with ladder band



xxxvi. Painted sherd with
Cross hatching



xxxvii. Painted sherd with horizontal bands



xxxviii. Painted sherd with wheel motif



xxxix. Painted sherd with Cross hatching



xl. Small fragment painted with
floral and geometrical designs



xli. Broad flat painted rim of a drinking bowl



xlii. Broad flat painted rim of a drinking bowl



xliii.a. Fragment of a bowl with broad painted rim



xliii.b. Outer side of a drinking bowl



xliv. Broad flat painted rim of a drinking bowl



xliv. Small sherd of painted pitcher



xlv. Fragment of jar incised with vertical lines



xlvii. Fragment of pitcher decorated with denticulate pattern



xlvi. Fragment of large bowl decorated with wavy and rope patterns



xlix. Body sherd of storage vessel decorated with wavy lines



i. Fragment of decorated vessel



li. Fragment of decorated vessel



lii. Fragment of decorated vessel



liii. Fragment of decorated vessel



liv. Fragment of decorated vessel



lv. Broad flat-topped decorated rim of storage vessel



lvi. Storage jar with decorated cordon



lvii. Storage jar with decorated cordon



lviii. Storage jar with broad band



lix. Storage jar with decorated band



lx. Storage jar with decorated band



lxi. Storage jar with horizontal ridge



lxii. Dish fragment with parallel grooves



lxiii. Dish fragment with parallel grooves



lxiv. Inside of bowl base with stamped design



lxv. Pitcher rim with floral motif



lxvi. Body sherds with horizontal grooves



lxvii. Body sherds with horizontal grooves



lxviii. Body sherd of water vessel with parallel horizontal grooves



lxix. Inside of bowl base with circles



lxx. Inside of dish and bowl bases with circles



lxxi. Inside of dish bases with circle





lxxvii. Concave bases of pedestalled bowl and cup



lxxviii. Concave bases of pedestalled cup and bowl



lxxix.a. Lid fragment with flat headed knob (side view)



lxxix.b. Lid fragment with flat headed knob (top view)



lxxx. Body sherd of jar with broken handle



lxxxi. Body sherd of vessel with knobbed handle



lxxxii.a. Flat lid with pointed knob (side view)



lxxxii.b. Flat lid with pointed knob (top view)



lxxxiii. Fragment of storage vessels with circular knobs



lxxxiv. Body sherds with broken spout and handle



lxxxv.a. Offering stand with hollow stem



lxxxv.b. Inner view of offering stand



lxxxvi.a. Interior of broken bowl, grey ware



lxxxvi.b. Flat base with burnished circles, grey ware



lxxxvii. Body sherd with denticulate pattern, grey ware



lxxxviii. Body sherd of vessel with knob, grey ware



lxxxix.a. Flat base of bowl, grey ware



lxxxix.b. Interior of bowl base, grey ware



xc.a. Flat base of bowl, grey ware



xc.b. Interior of bowl base, grey ware



xci.a. Tapering base of pedestalled cup, grey ware



xci.b. Base fragment of pedestalled cup, grey ware

Figure 5

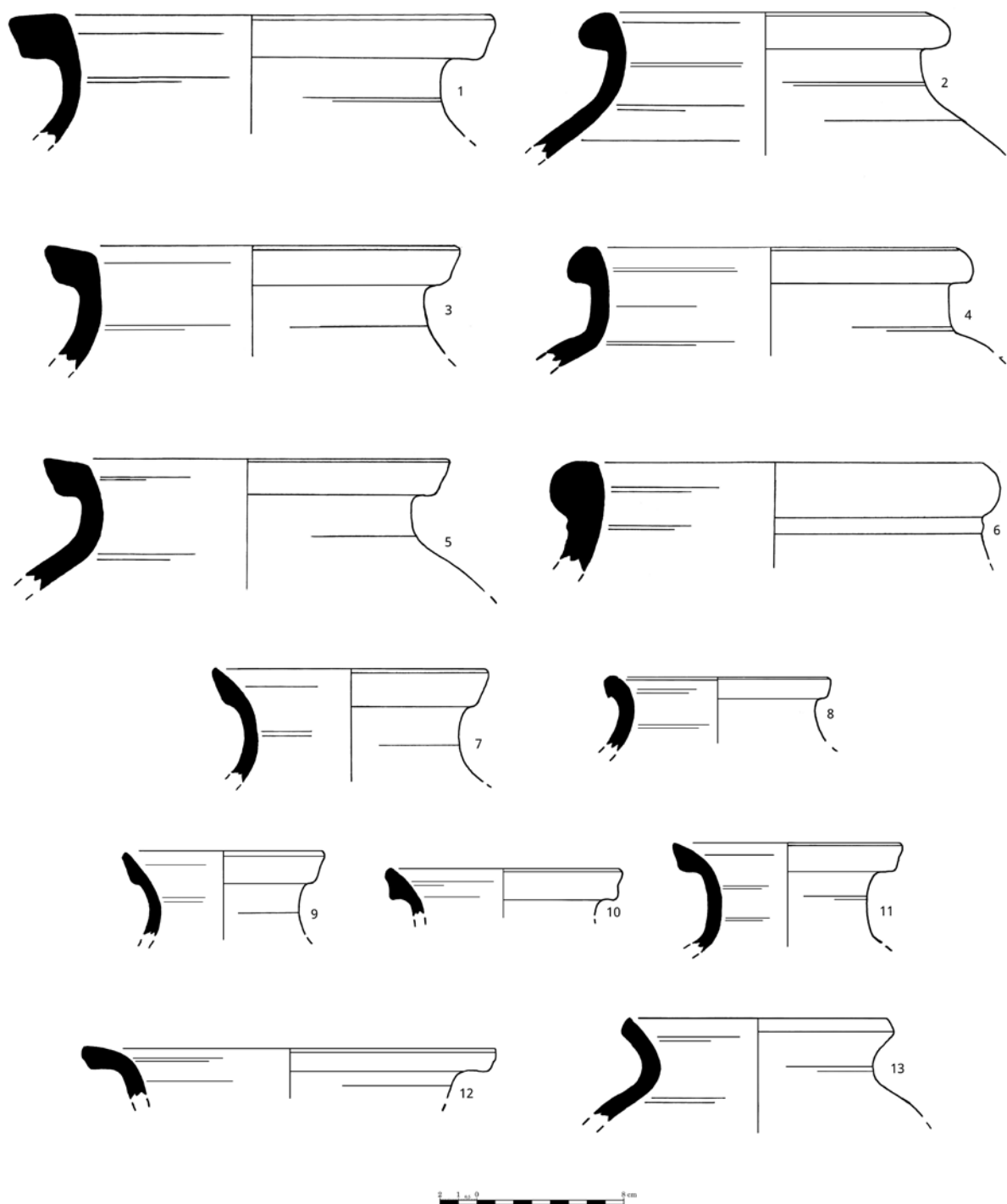
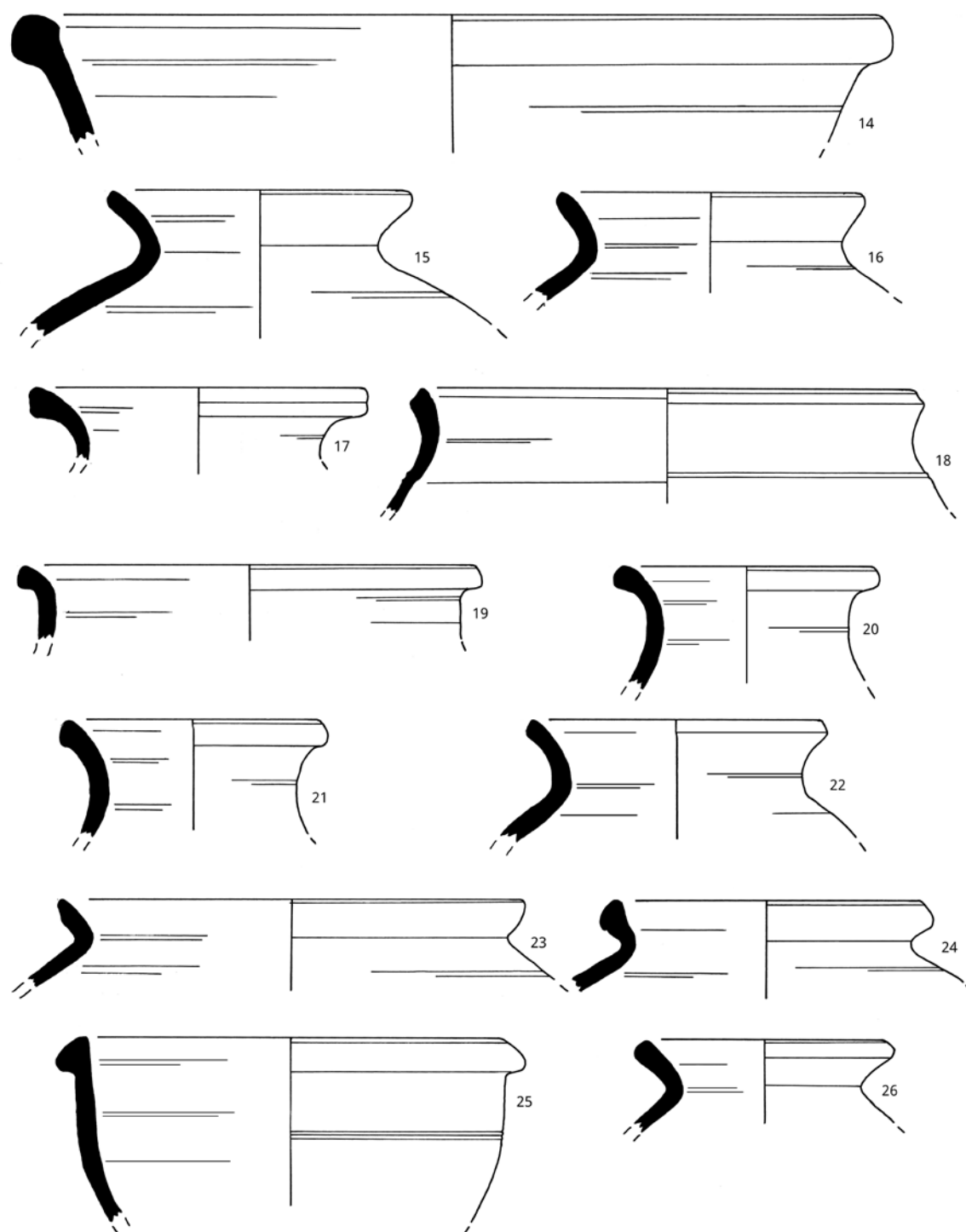


Figure 6



0 1 2 3 4 5 6 7 8 cm

Figure 7

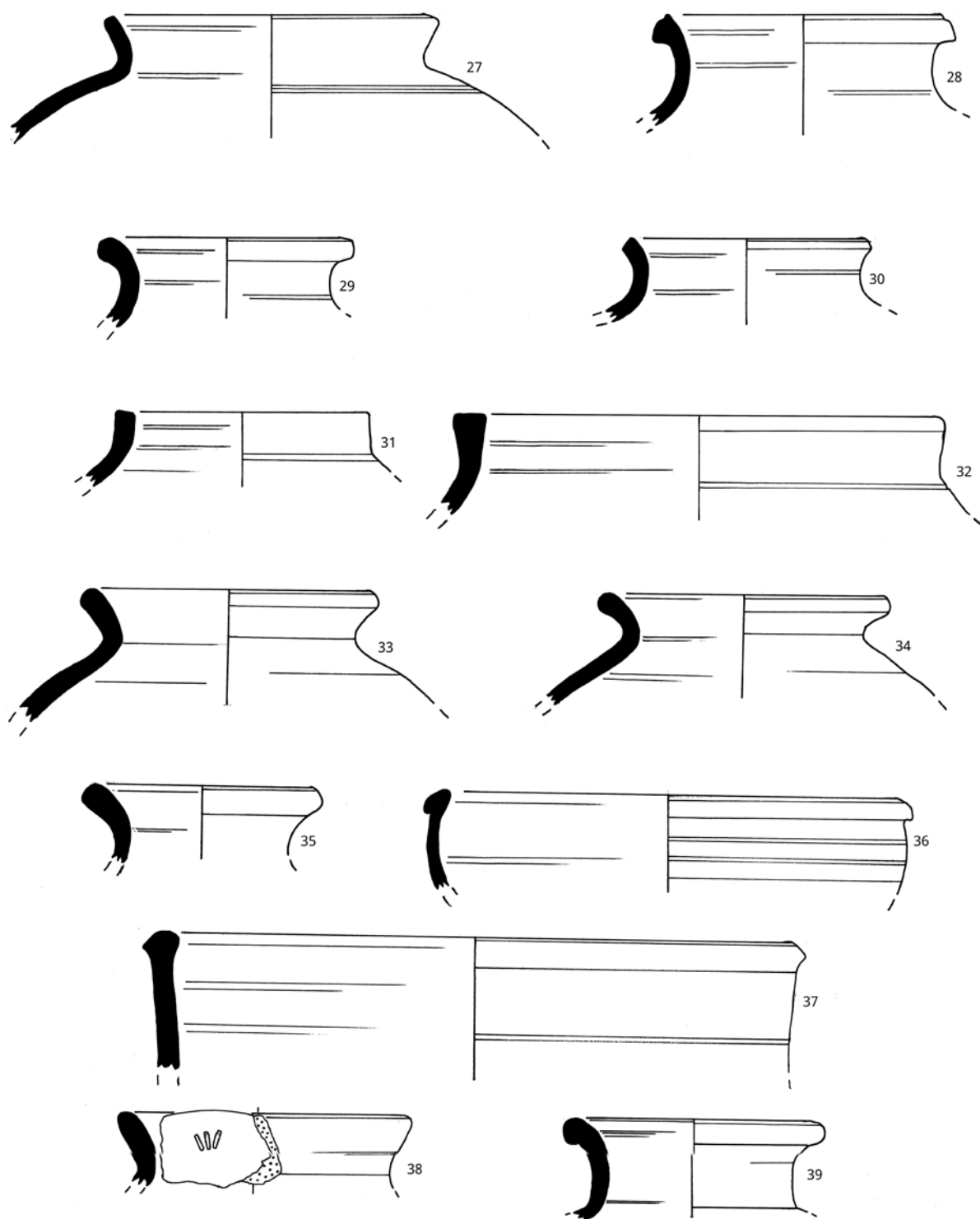
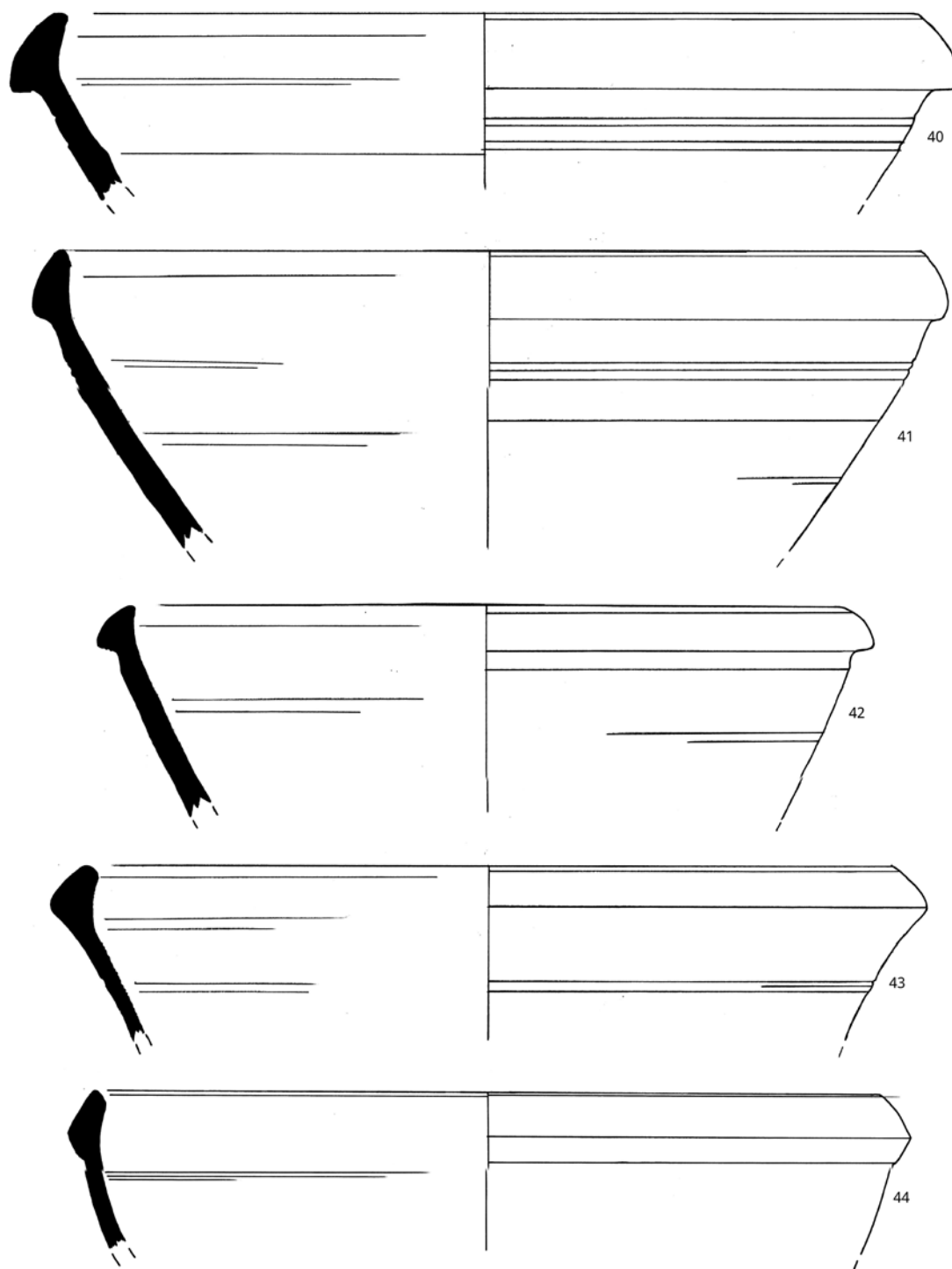


Figure 8



0 1 2 3 4 5 6 7 8 cm

Figure 9

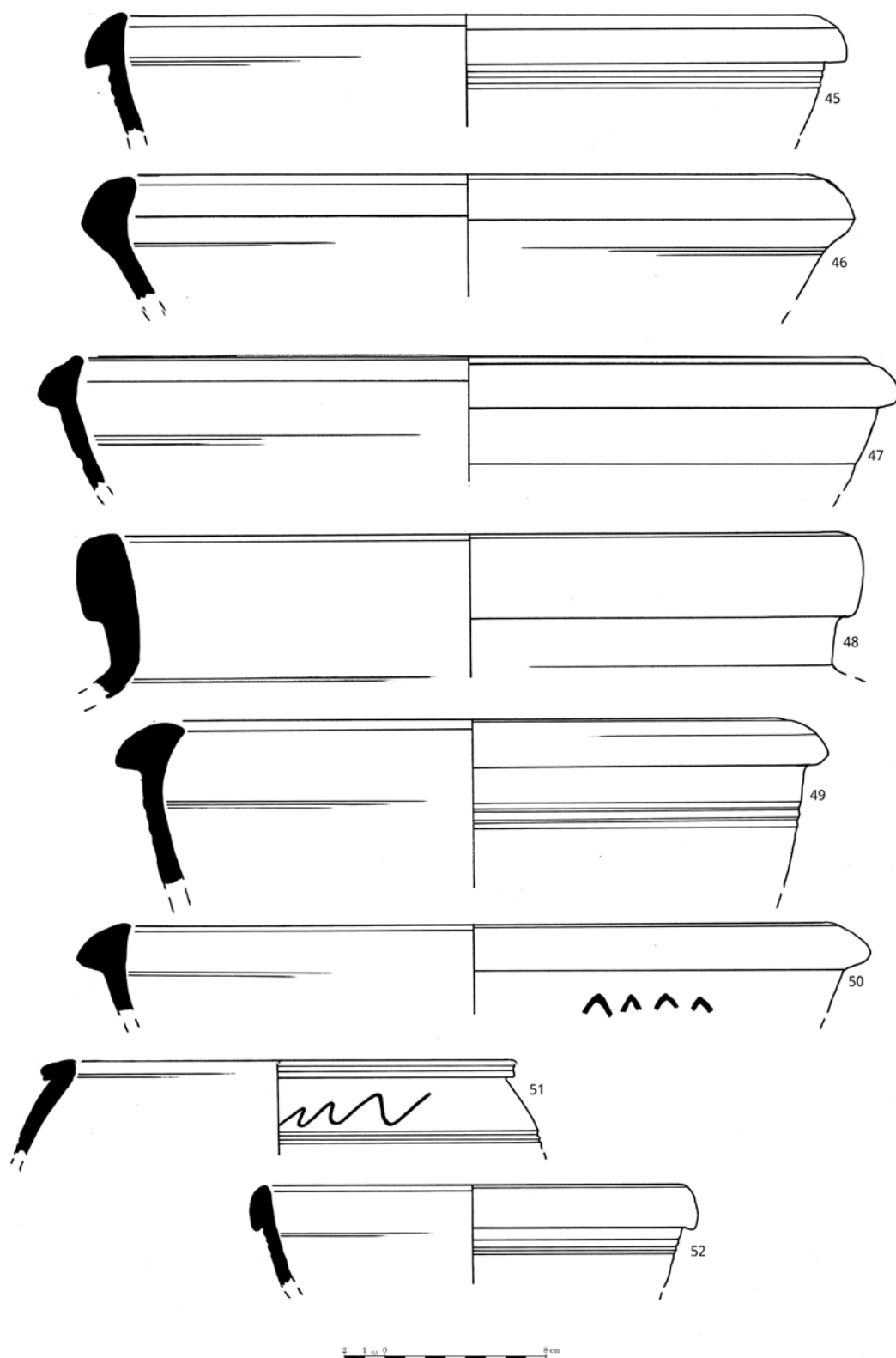



Figure 10



2 1 0 8 cm

Figure 11

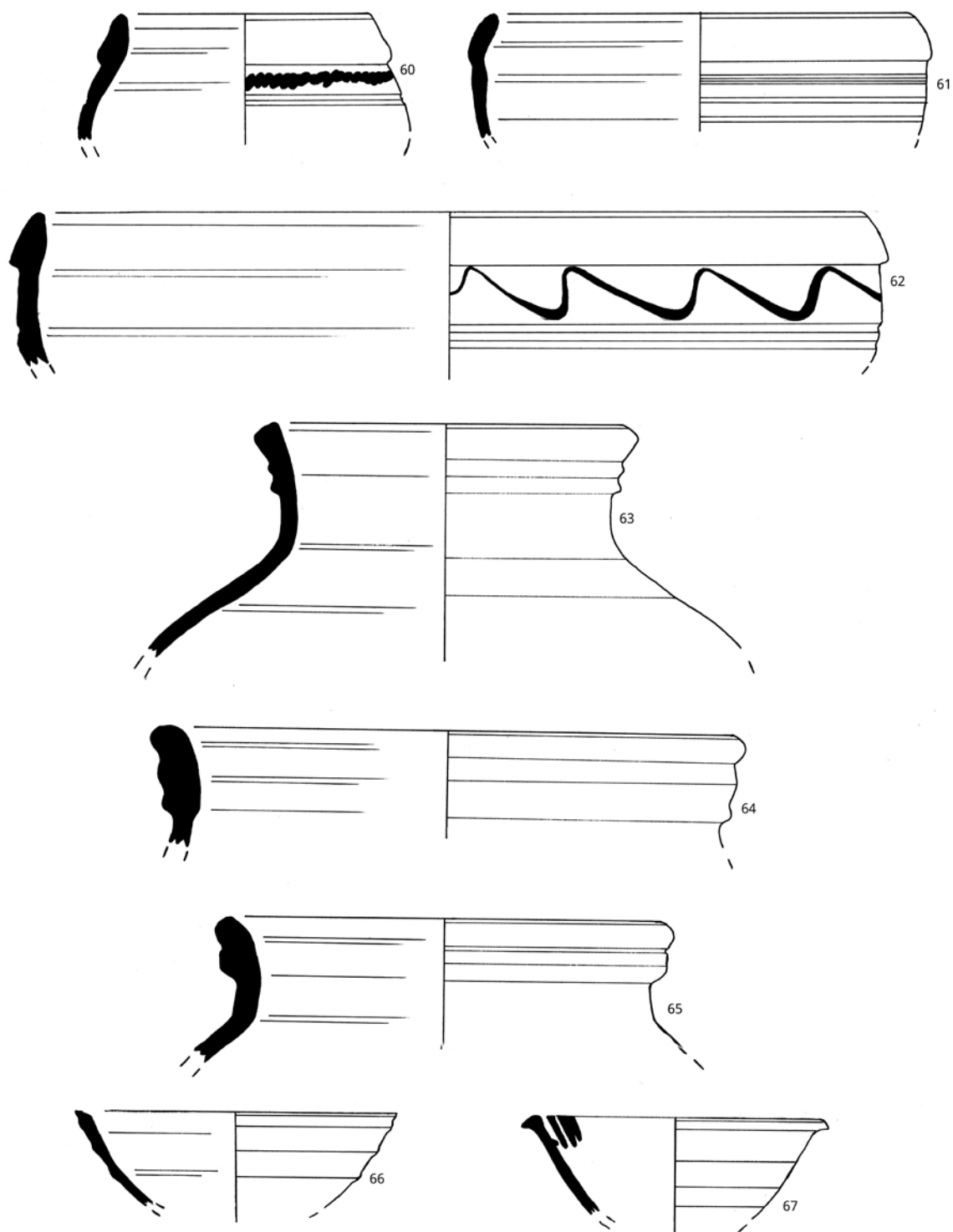


Figure 12

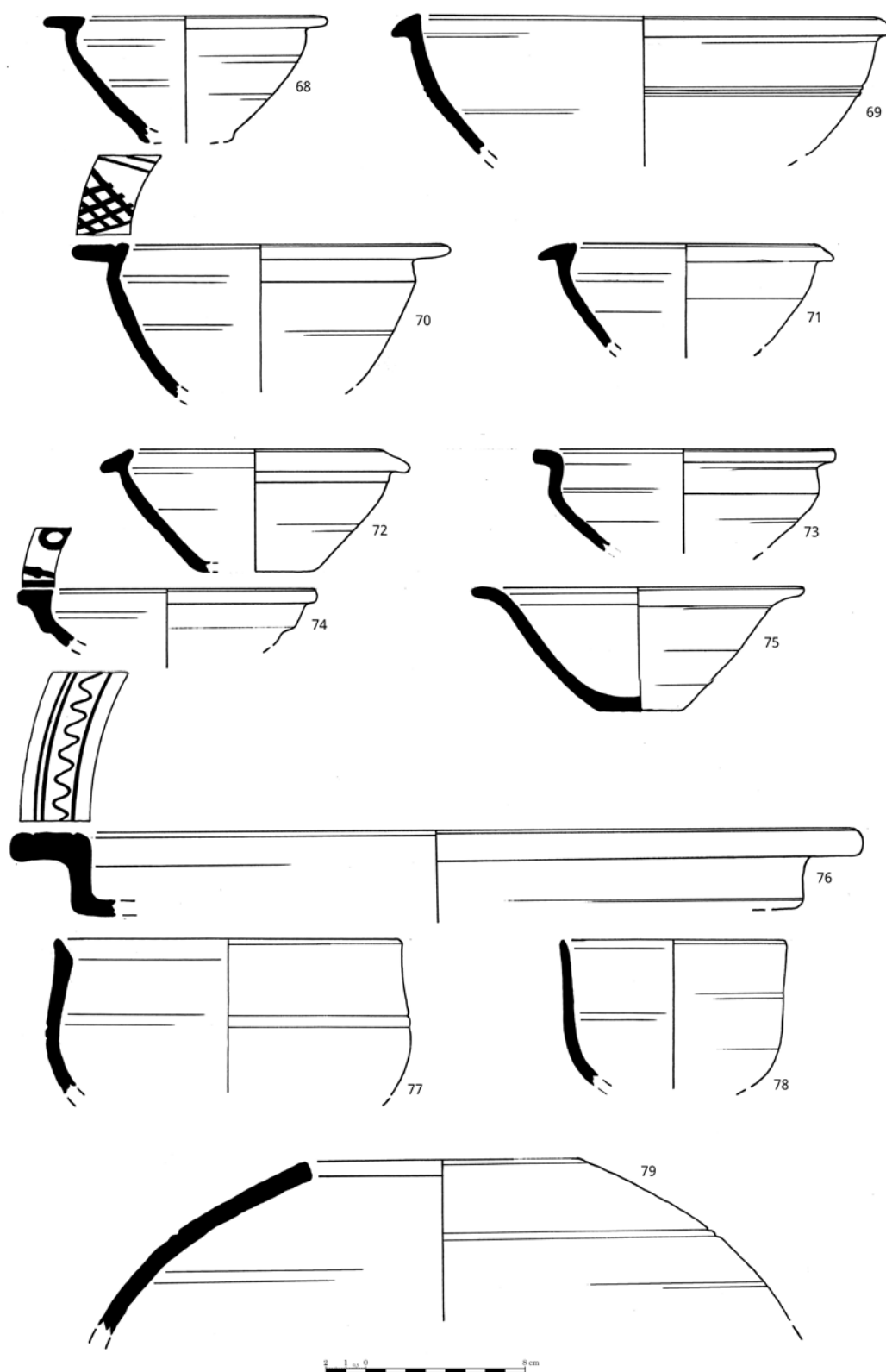


Figure 13

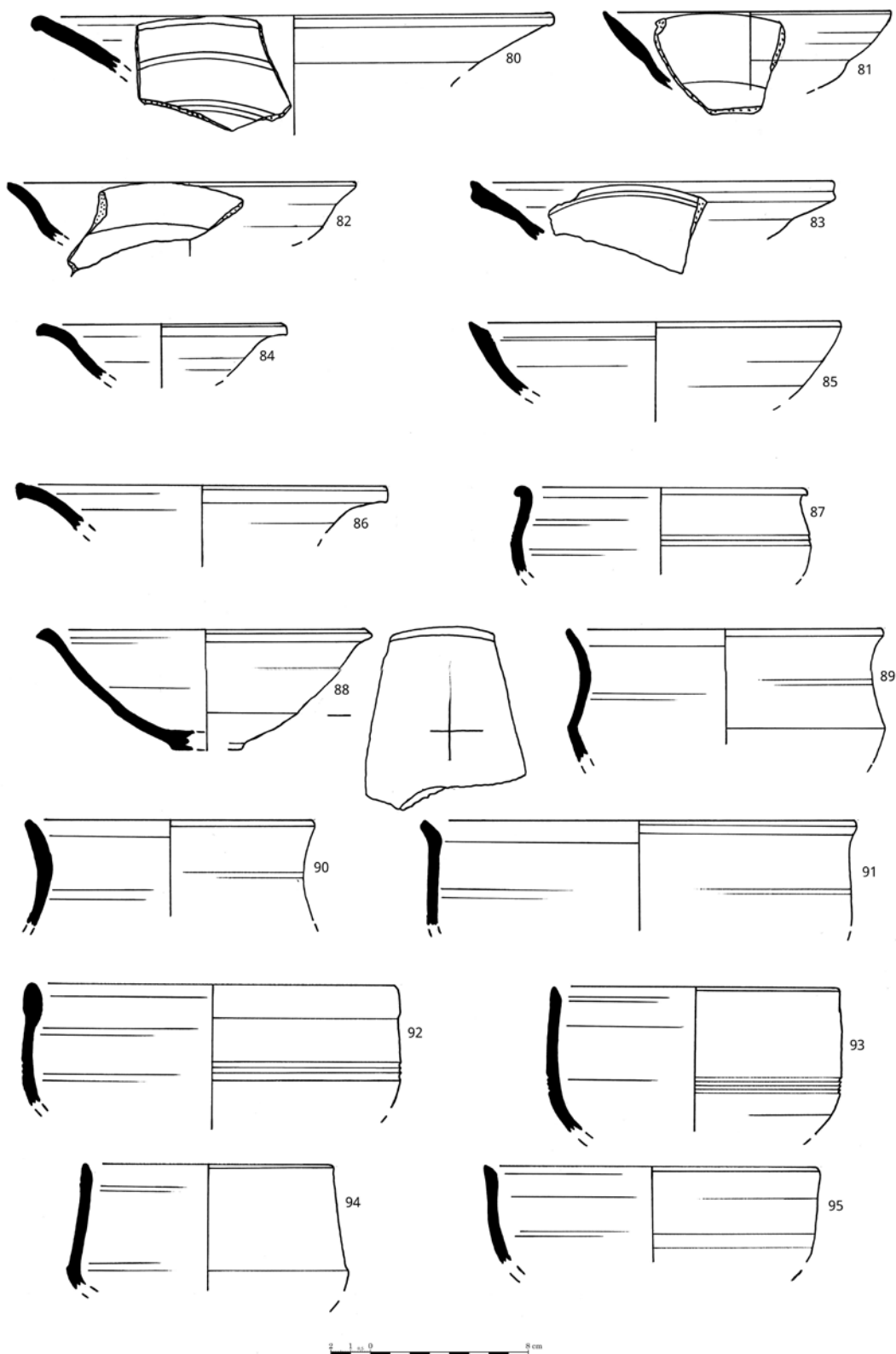


Figure 14

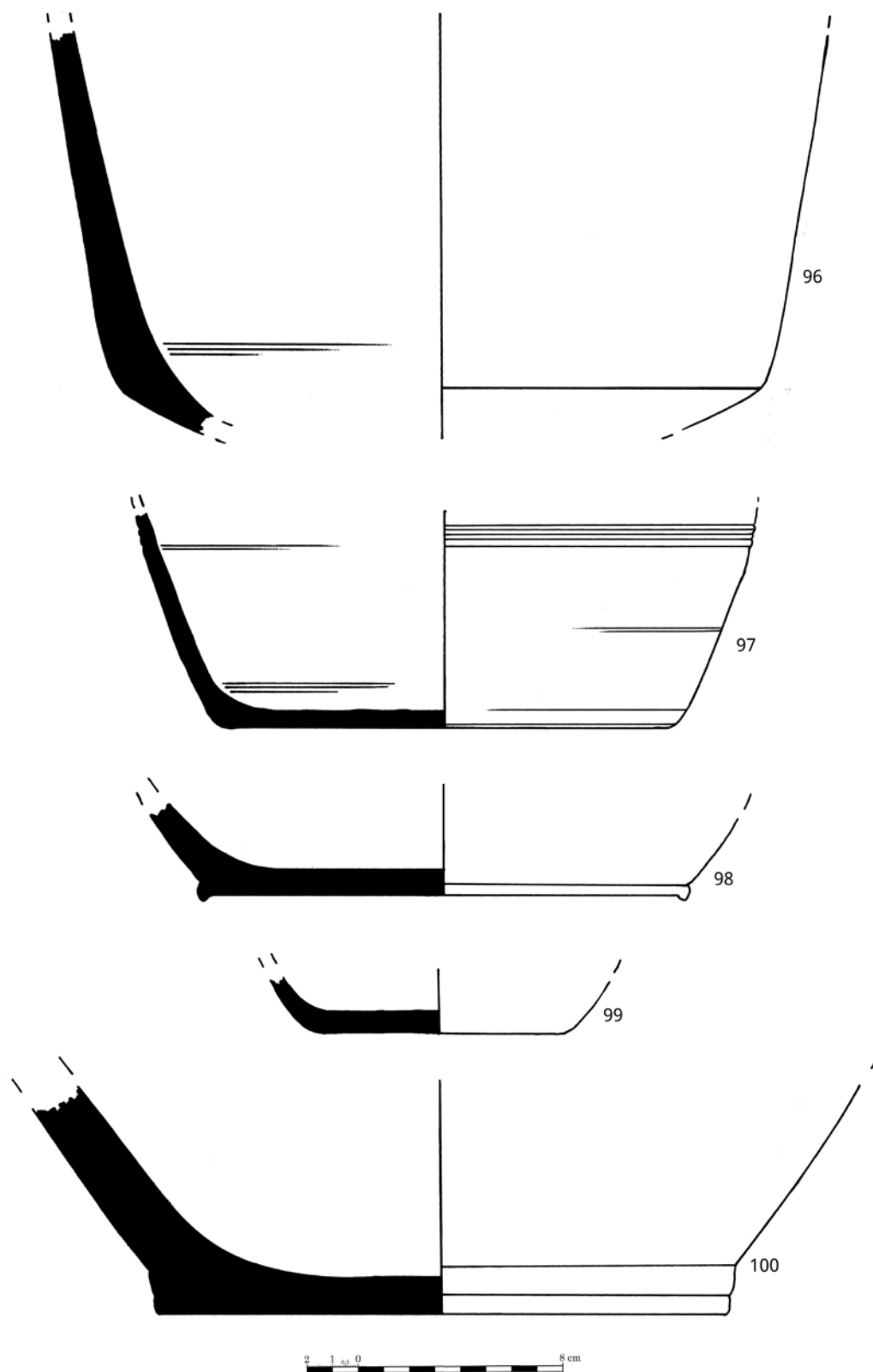


Figure 15

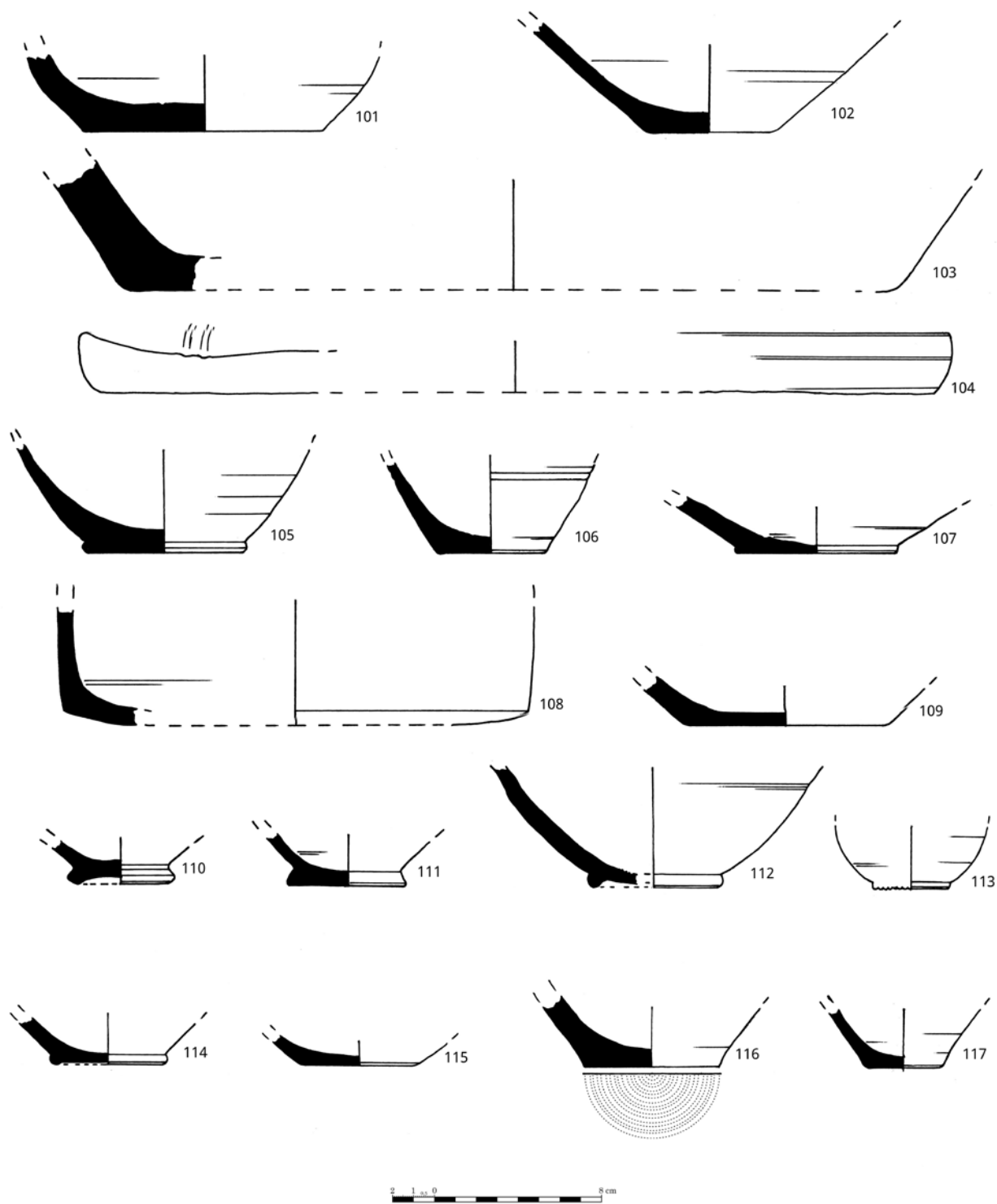


Figure 16

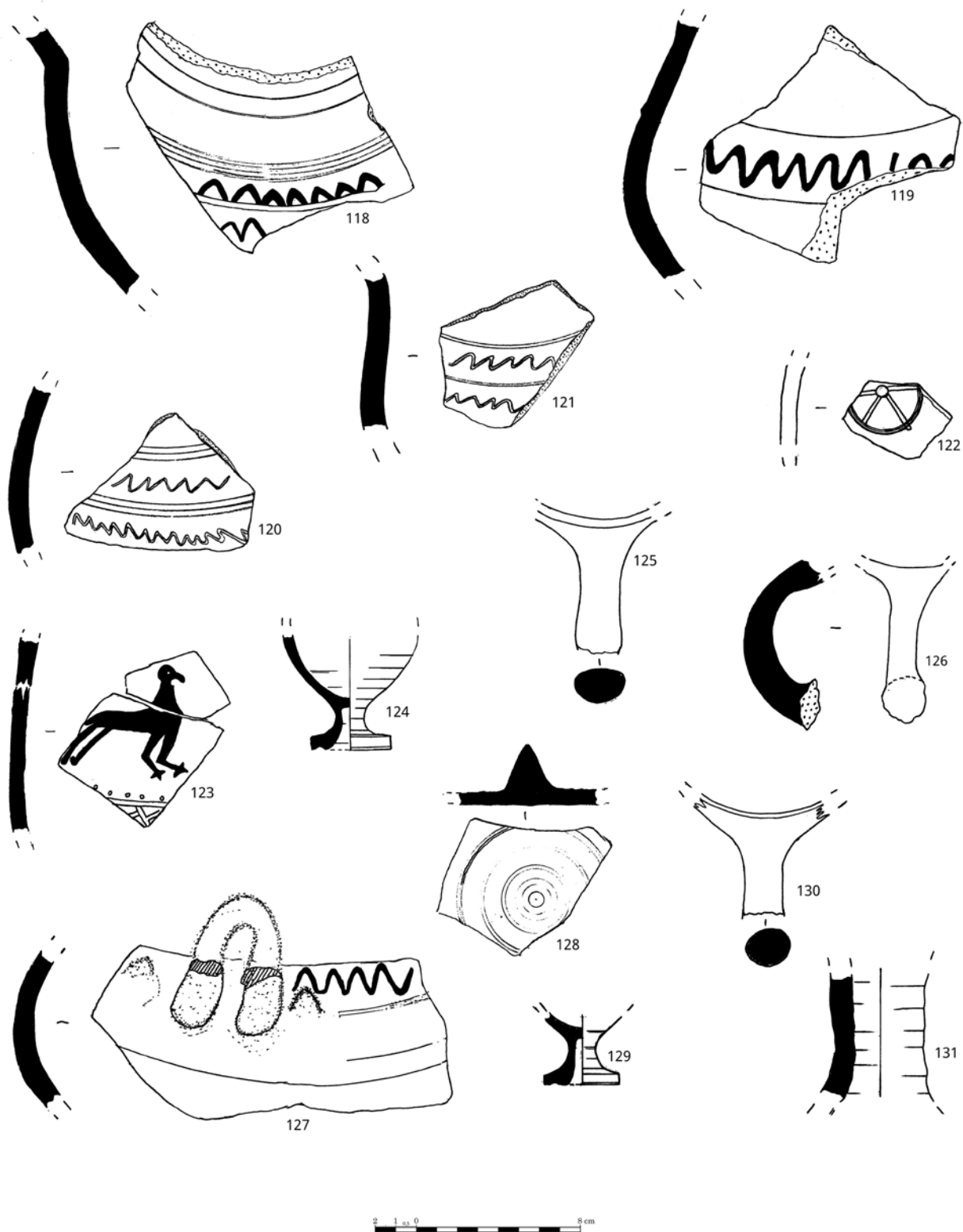


Figure 17

